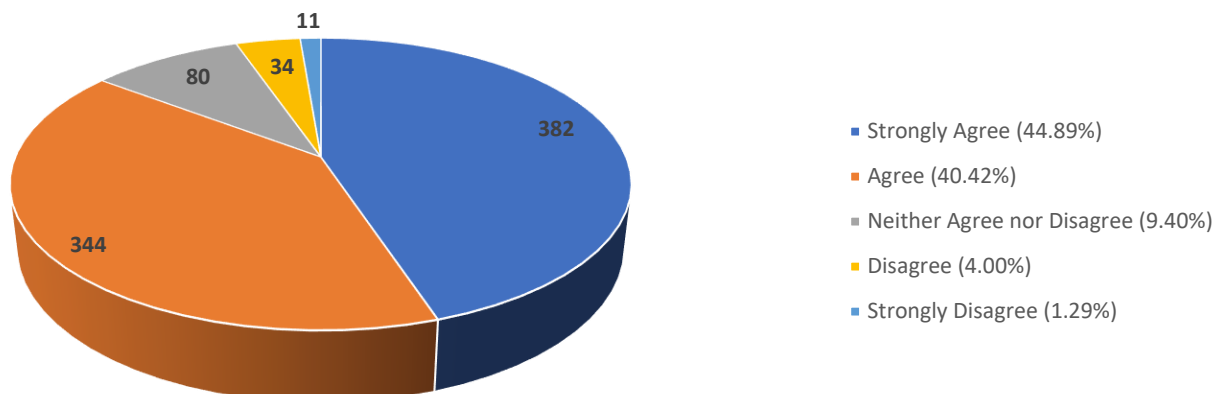


Please rate your overall satisfaction with instructors in your major department one each of the following:												
(Score 5 to 1)	Very Satisfied		Satisfied		Neither Satisfied Nor Dissatisfied		Dissatisfied		Very Dissatisfied		Responses (N)	Mean Score
	(N)	(%)	(N)	(%)	(N)	(%)	(N)	(%)	(N)	(%)		
Their ability to motivate me to do my best	340	38.3	416	46.9	87	9.8	35	4.0	9	1.0	887	4.2
How carefully they explain the expectations of student performance in the course	324	36.5	465	52.4	77	8.7	15	1.7	6	0.7	887	4.2
How well they explain the course material	288	32.4	463	52.1	96	10.8	36	4.1	5	0.6	888	4.1
The extent to which they encourage class discussion	365	41.1	405	45.6	94	10.6	20	2.3	4	0.5	888	4.2
How effectively they use instructional technology in teaching and learning activities	304	34.3	423	47.7	123	13.9	34	3.8	3	0.3	887	4.1
How quickly they provide feedback on my work	202	22.8	443	49.9	139	15.7	95	10.7	8	0.9	887	3.8
The helpfulness of their feedback on my work	281	31.7	417	47.0	134	15.1	50	5.6	5	0.6	887	4.0
The extent to which they consider different learning styles	226	25.5	354	40.0	198	22.4	89	10.1	19	2.1	886	3.8
Overall satisfaction with instructors in your major.	382	43.1	394	44.4	76	8.6	29	3.3	6	0.7	887	4.3

Based on your last two years on this campus, how satisfied are you with ACADEMIC ADVISING in your major?													
(Score 5 to 1)	Very Satisfied		Satisfied		Neither Satisfied Nor Dissatisfied		Dissatisfied		Very Dissatisfied		Responses (N)	Mean Score	
	(N)	(%)	(N)	(%)	(N)	(%)	(N)	(%)	(N)	(%)			
Advisor spending sufficient time with me	323	40.1	285	35.4	105	13.0	69	8.6	23	2.9	805	4.0	
Advisor helping me understand degree requirements and course sequencing (Advisor providing accurate information about degree...)	339	42.1	287	35.6	104	12.9	53	6.6	23	2.9	806	4.1	
Advisor helping me to be aware of and understand relevant campus policies and procedures (Advisor's knowledge about...)	271	34.7	268	34.3	153	19.6	65	8.3	24	3.1	781	3.9	
Advisor helping me think about post-graduation educational options (e.g. graduate school) (Advisor's knowledge about ...)	221	29.0	184	24.2	183	24.1	117	15.4	56	7.4	761	3.5	
Advisor helping me think about post-graduate employment options (Advisor's knowledge about ...)	187	24.4	174	22.7	199	26.0	135	17.6	71	9.3	766	3.4	
Advisor helping me think about co-ops, internships, and other career-related employment to gain work-related experience during my final two years as an undergraduate	209	27.5	180	23.7	186	24.4	115	15.1	71	9.3	761	3.4	
Advisor helping me to understand and develop a clear path to achieve my career goals	207	26.9	213	27.7	184	23.9	92	12.0	73	9.5	769	3.5	
Advisor providing me with information about whom to contact with non-academic problems or concerns	216	28.4	215	28.2	195	25.6	90	11.8	46	6.0	762	3.6	
Academic advising overall (Academic advising services overall)	281	35.0	294	36.6	116	14.4	71	8.8	42	5.2	804	3.9	

Throughout the various stages of my academic career at UNCG, I had access to academic advising services that enabled me to successfully progress towards receiving my degree.



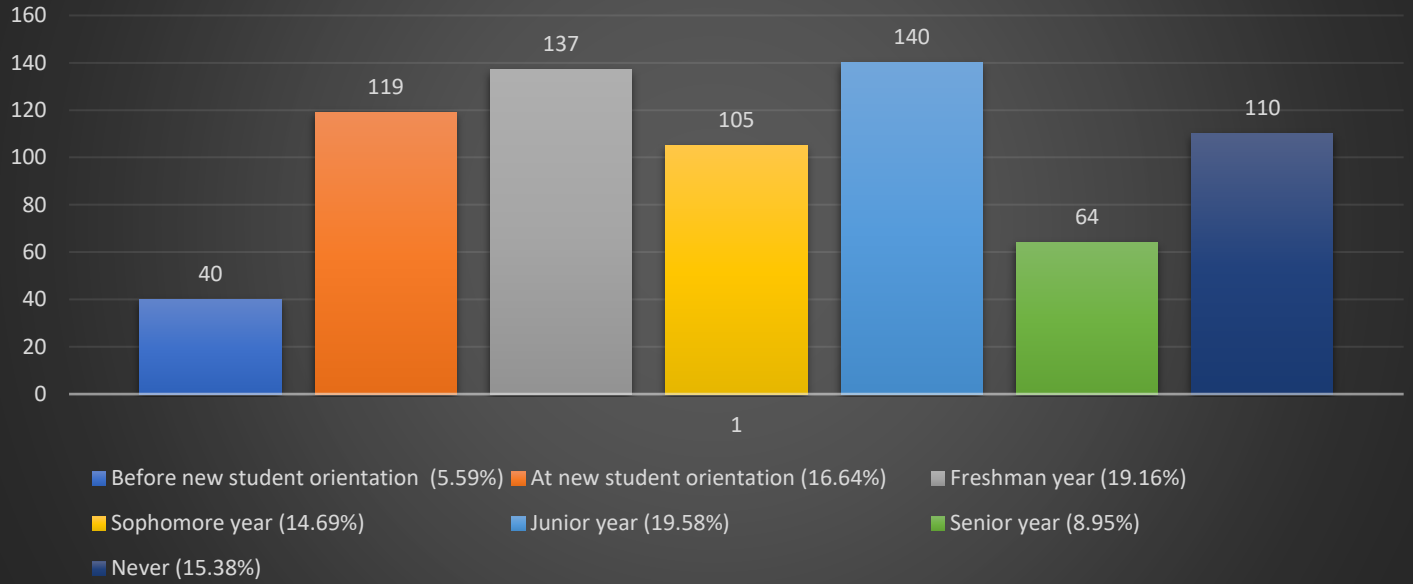
Based on your last two years on this campus, how satisfied are you with the following LIBRARY SERVICES?												
(Score 5 to 1)	Very Satisfied		Satisfied		Neither Satisfied nor Dissatisfied		Dissatisfied		Very Dissatisfied		Responses (N)	Mean Score
	(N)	(%)	(N)	(%)	(N)	(%)	(N)	(%)	(N)	(%)		
Helpfulness of staff	284	40.8	307	44.1	96	13.8	9	1.3	0	0	696	4.2
Space for individual student work	293	42.2	311	44.8	58	8.4	24	3.5	9	1.3	695	4.2
Space for group work	298	42.9	314	45.2	50	7.2	25	3.6	8	1.2	695	4.3
Training/instruction for using library and information resources	228	33.7	298	44.1	121	17.9	22	3.3	7	1.0	676	4.1
Access to databases and resources	345	47.2	333	45.6	47	6.4	4	0.6	2	0.3	731	4.4
Access to online library resources	367	49.9	324	44.0	41	5.6	3	0.4	1	0.1	736	4.4
Hours of operation	311	45.0	288	41.7	58	8.4	23	3.3	11	1.6	691	4.3
Effectiveness of library resources and services in improving my learning experience	298	41.7	340	47.6	65	9.1	11	1.5	0	0	714	4.3
Library services overall	331	45.1	352	48.0	48	6.5	2	0.3	1	0.1	734	4.4

Based on your last two years on this campus, how satisfied are you with the following INFORMATION TECHNOLOGY SERVICES?

	Very Satisfied		Satisfied		Neither Satisfied nor Dissatisfied		Dissatisfied		Very Dissatisfied		Responses (N)	Mean Score
	(N)	(%)	(N)	(%)	(N)	(%)	(N)	(%)	(N)	(%)		
(Score 5 to 1)												
Training on the technology I need to use	139	24.1	230	39.9	181	31.4	21	3.7	5	0.9	576	3.8
Assistance from the helpdesk in solving my technology problems	176	31.2	239	42.3	138	24.4	7	1.2	5	0.9	565	4.0
Hours of operation for university computer labs	180	31.2	253	43.9	125	21.7	17	3.0	2	0.4	577	4.0
Availability of equipment and software in university computer labs to meet my needs	196	33.3	276	46.9	104	17.7	10	1.7	3	0.5	589	4.1
Availability of wireless access on campus	248	37.2	291	43.7	85	12.8	32	4.8	10	1.5	666	4.1
Online course management system(s) used in my classes (e.g. Canvas)	277	39.1	343	48.4	75	10.6	10	1.4	4	0.6	709	4.2
Effectiveness of information technology in improving my learning experience	216	32.1	332	49.4	110	16.4	11	1.6	3	0.5	672	4.1
Information technology services overall	213	30.8	354	51.2	115	16.6	7	1.0	2	0.3	691	4.1

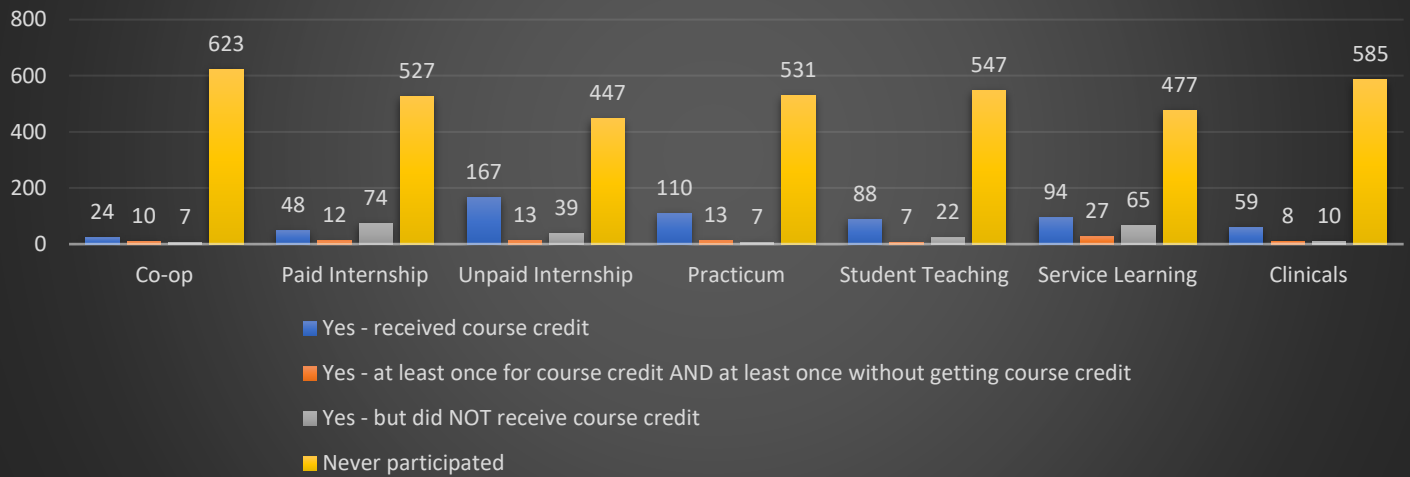
Based on your last two years on this campus, how satisfied are you with the following CAREER SERVICES?													
	Very Satisfied		Satisfied		Neither Satisfied nor Dissatisfied		Dissatisfied		Very Dissatisfied		Responses (N)	Mean Score	
	(N)	(%)	(N)	(%)	(N)	(%)	(N)	(%)	(N)	(%)			
(Score 5 to 1)													
Helpfulness of staff	175	32.7	224	41.8	121	22.6	9	1.7	7	1.3	536	4.0	
Information on internships, co-ops, and other career-related services	152	27.8	221	40.5	137	25.1	26	4.8	10	1.8	546	3.9	
Access to employment opportunities (e.g. career fairs, interviews, job listings, etc)	169	29.5	248	43.3	116	20.2	27	4.7	13	2.3	573	3.9	
Assistance with resume preparation, interviewing skills, networking, salary negotiations, etc. (Help in preparing for interviews, resumes, etc.)	173	31.8	210	38.6	131	24.1	21	3.9	9	1.7	544	4.0	
Help with self-assessment related to careers (e.g., Strong Interest Inventory, MBTI, Focus 2)	131	27.0	163	33.6	164	33.8	22	4.5	5	1.0	485	3.8	
Availability of career resources online	154	27.7	221	39.8	145	26.1	23	4.1	13	2.3	556	3.9	
Information on academic majors, minors, and certifications related to my career interests	147	27.3	210	39.0	144	26.8	26	4.8	11	2.0	538	3.8	
Assistance with career options in the military	102	25.8	106	26.8	172	43.4	10	2.5	6	1.5	396	3.7	
Assistance with career options in volunteer organization (e.g., Peace Corps, Teach for America)	107	25.2	130	30.6	166	39.1	15	3.5	7	1.7	425	3.7	
Assistance with preparing for graduate/professional school (e.g., medicine, law)	120	25.8	142	30.5	169	36.3	24	5.2	10	2.2	465	3.7	
Information on "soft skills" (e.g., teamwork, interpersonal skills, time management, interacting with diverse people) needed for the work environment and how to acquire those skills.	132	26.2	185	36.8	159	31.6	19	3.8	8	1.6	503	3.8	
Information on labor market data and knowledge specifically related to career interests (e.g., median pay, entry-level education, occupation projected growth rate, etc.)	106	23.0	153	33.2	158	34.3	32	6.9	12	2.6	461	3.7	
Career services overall	138	24.0	248	43.2	155	27.0	26	4.5	7	1.2	574	3.8	

At what point during your time at UNCG did you first get career-related information or advice from an academic advisor, career advisor, or faculty member on campus?

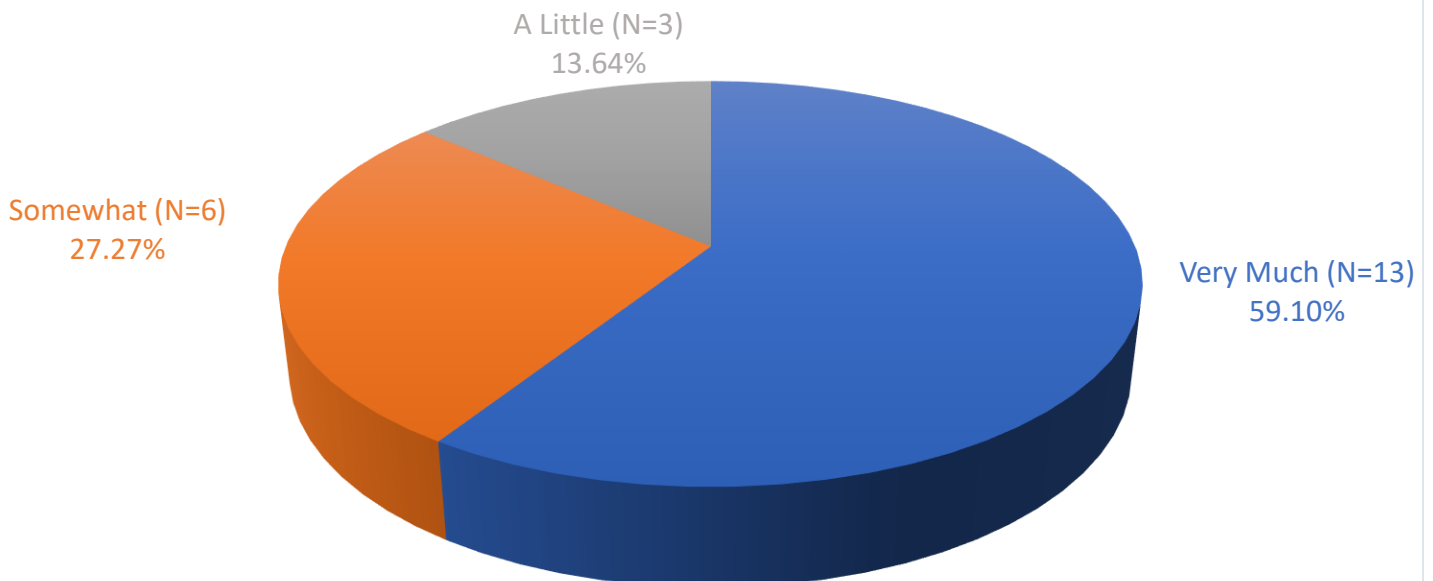


To what extent do you think your college education contributed to your knowledge, skills, and personal development in each of the following areas?										
(Score 4 to 1)	Very Much		Somewhat		Very Little		Not at All		Responses (N)	Mean Score
	(N)	(%)	(N)	(%)	(N)	(%)	(N)	(%)		
Writing effectively	392	56.7	249	36.0	37	5.4	13	1.9	691	3.5
Speaking effectively (i.e., to large and small groups and making presentations)	424	61.5	219	31.8	33	4.8	13	1.9	689	3.5
Listening attentively	389	56.5	248	36.0	41	6.0	11	1.6	689	3.5
Comprehending written and oral information	416	60.1	240	34.7	28	4.1	8	1.2	692	3.5
Using mathematical skills	208	30.9	251	37.3	146	21.7	68	10.1	673	2.9
Applying scientific methods of inquiry	285	42.6	254	38.0	92	13.8	38	5.7	669	3.2
Applying analytic skills	387	56.6	235	34.4	47	6.9	15	2.2	684	3.5
Using critical thinking skills	461	66.9	200	29.0	20	2.9	8	1.2	689	3.6
Using technologies appropriate to my discipline	388	57.0	223	32.8	62	9.1	8	1.2	681	3.5
Developing leadership skills	395	57.8	220	32.2	53	7.8	16	2.3	684	3.5
Working effectively as a part of a team	417	60.4	211	30.5	46	6.7	17	2.5	691	3.5
Experiencing personal growth (e.g. self-discipline, responsibility, self-awareness, etc.)	498	72.3	162	23.5	18	2.6	11	1.6	689	3.7
Ability to work with people from diverse backgrounds	500	73.0	144	21.0	27	3.9	14	2.0	685	3.6
Sensitivity to issues associated with racial equity	438	65.0	175	26.0	35	5.2	26	3.9	674	3.5
Sensitivity to issues associated with gender equity	424	63.6	173	25.9	43	6.5	27	4.1	667	3.5

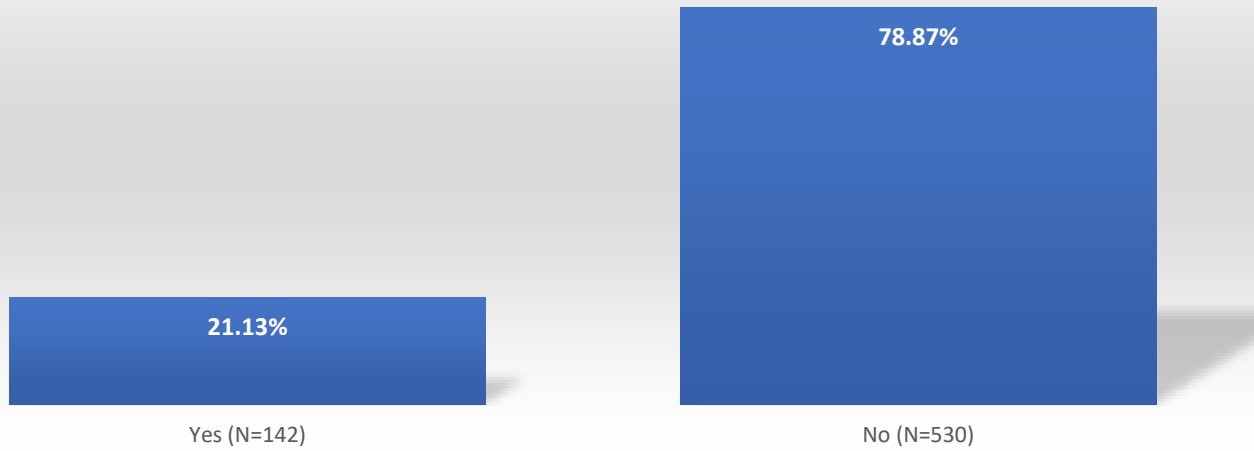
Please indicate whether you participated in the following activities while an undergraduate at UNCG and whether or not you received course credit (i.e., credits that count toward your degree) for your participation.



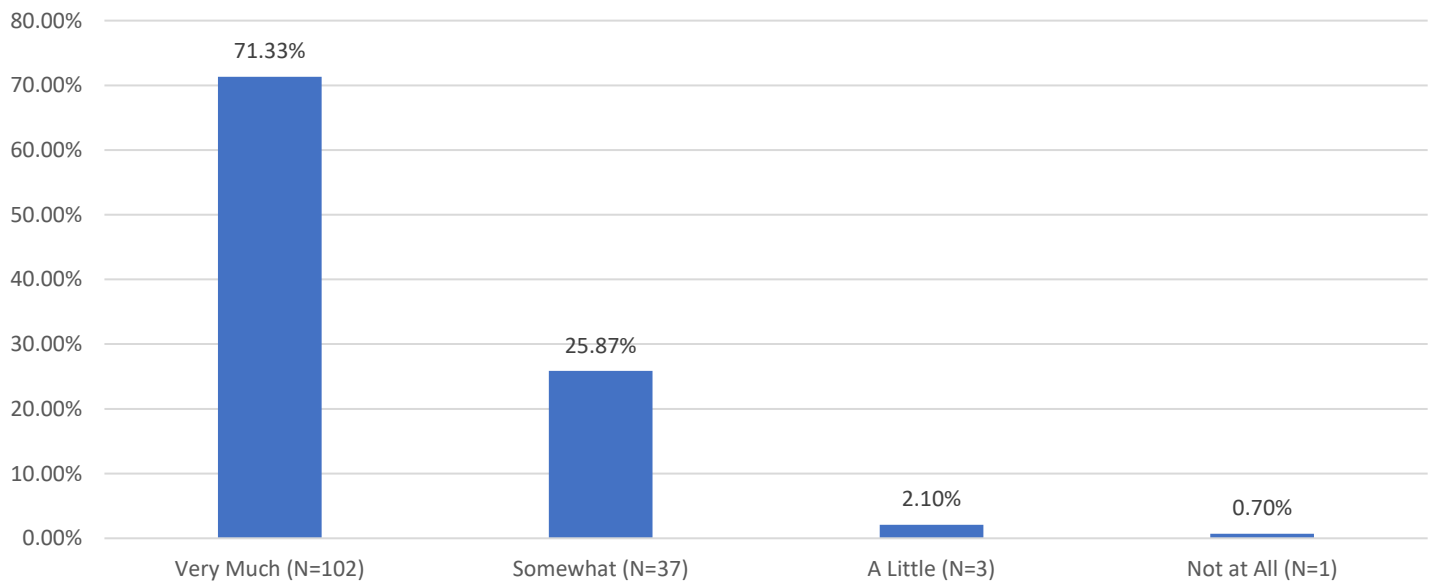
If you participated in any of the activities mentioned in the previous question (either for or not for course credit), to what extent did the experience(s) contribute to your personal and professional growth?



During the past two years, did you work on a research/scholarly/creative project with a UNCG faculty member outside of course or program requirements?



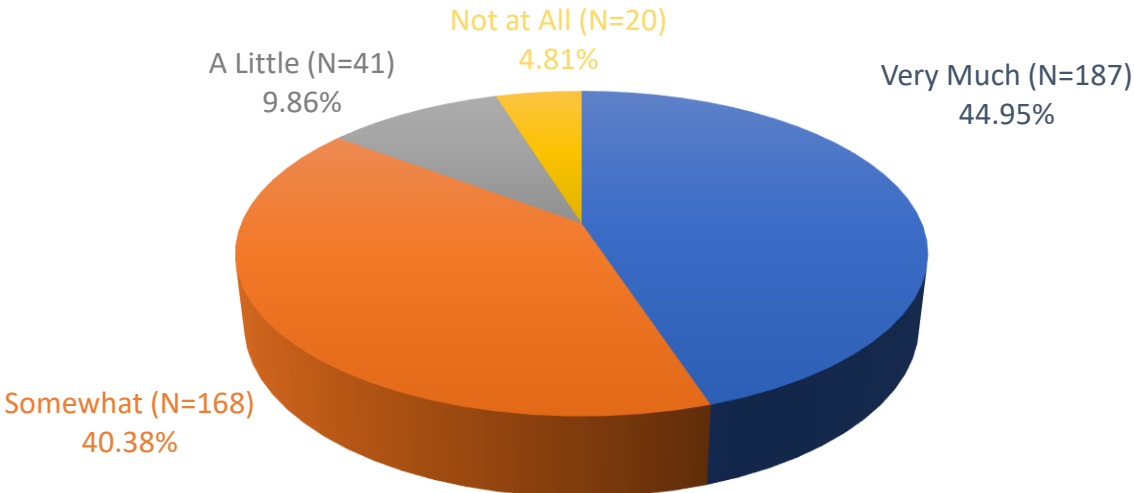
If you answered yes to the previous question, to what extent did this experience contribute to your personal and professional growth?



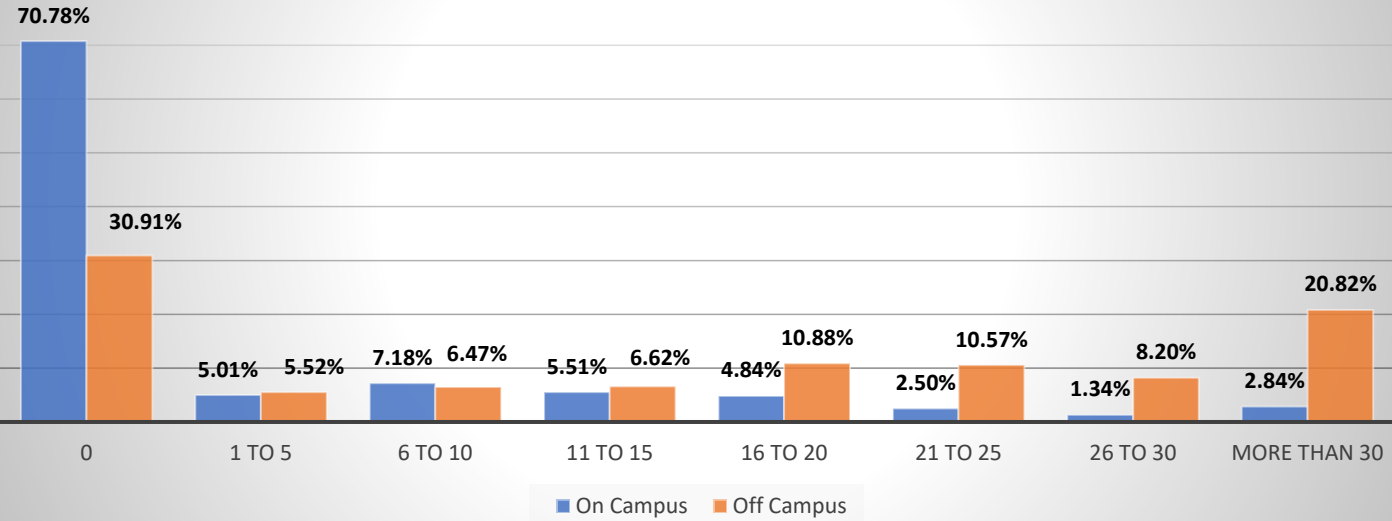
During the past two years, did you participate in any community service project(s) sponsored by the following at UNCG or a group outside the university? (mark all that apply)

	Yes-participated in community service sponsored by this group (%)	No, did not participate (%)	Responses (N)
The University (e.g., service centers such as Center for New North Carolinians)	16.1	83.9	660
A UNCG club	34.1	65.9	662
Greek life or fraternity/sorority	12.8	87.2	658
A University program (e.g., URSCO Community-based research project, Career Services Community Placement)	7.6	92.4	661
An academic college, department/program or course	29.4	70.6	660
A non-academic center, unit/department, etc. (e.g., Varsity Athletics service project, OLSL projects including Spartan Service Day, servGSO, MLK Day of Service, Service Trip)	19.3	80.7	662
Participated in a community service project organized by a group outside the university	34.5	65.5	663
Participated but don't remember who sponsored the activity	20.2	79.8	653

If you participated in a community service project sponsored by any of the above question, to what extent did this experience(s) contribute to your personal and professional growth?



While school has been in session this academic year, about how many hours per week have you spent working for pay?



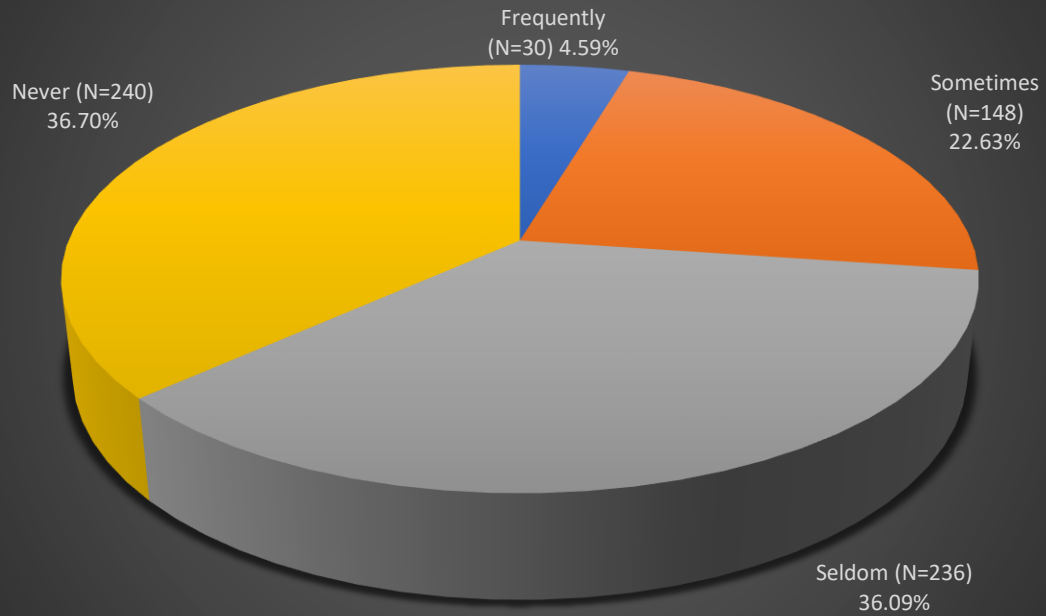
First, in thinking about your past two years at UNCG, please rate your satisfaction with the services provided by the following offices on campus.

	Very Satisfied		Satisfied		Neither Satisfied nor Dissatisfied		Dissatisfied		Very Dissatisfied		Responses (N)	Mean Score
	(N)	(%)	(N)	(%)	(N)	(%)	(N)	(%)	(N)	(%)		
(Score 5 to 1) Registrar's Office	153	24.7	299	48.3	102	16.5	51	8.2	14	2.3	619	3.8
Financial Aid: Application/award process	169	28.7	249	42.4	96	16.3	56	9.5	18	3.1	588	3.8
Financial Aid: Disbursement process	171	30.3	254	45.0	87	15.4	41	7.3	12	2.1	565	3.9
Dining Services	91	18.5	212	43.1	108	22.0	56	11.4	25	5.1	492	3.6
Health Services	123	26.9	196	42.9	80	17.5	41	9.0	17	3.7	457	3.8
Counseling (personal, interpersonal, or psychological) [Availability of career resources online]	111	30.6	108	29.8	96	26.5	31	8.5	17	4.7	363	3.7
Cashier/Student Accounts/Billing Office	158	26.2	282	46.8	120	19.9	31	5.1	12	2.0	603	3.9
Housing and Residence Life	71	18.1	170	43.4	96	24.5	34	8.7	21	5.4	392	3.6
Bookstore	168	26.7	321	51.0	85	13.5	41	6.5	14	2.2	629	3.9
Campus recreation	167	36.2	211	45.8	70	15.2	8	1.7	5	1.0	461	4.1
On-campus shuttle/transportation services	121	27.8	210	48.2	75	17.2	20	4.6	10	2.3	436	3.9
Parking	49	8.6	114	19.9	80	14.0	148	25.9	181	31.6	572	2.5
Campus Police Department	93	22.9	158	38.9	113	27.8	20	4.9	22	5.4	406	3.7

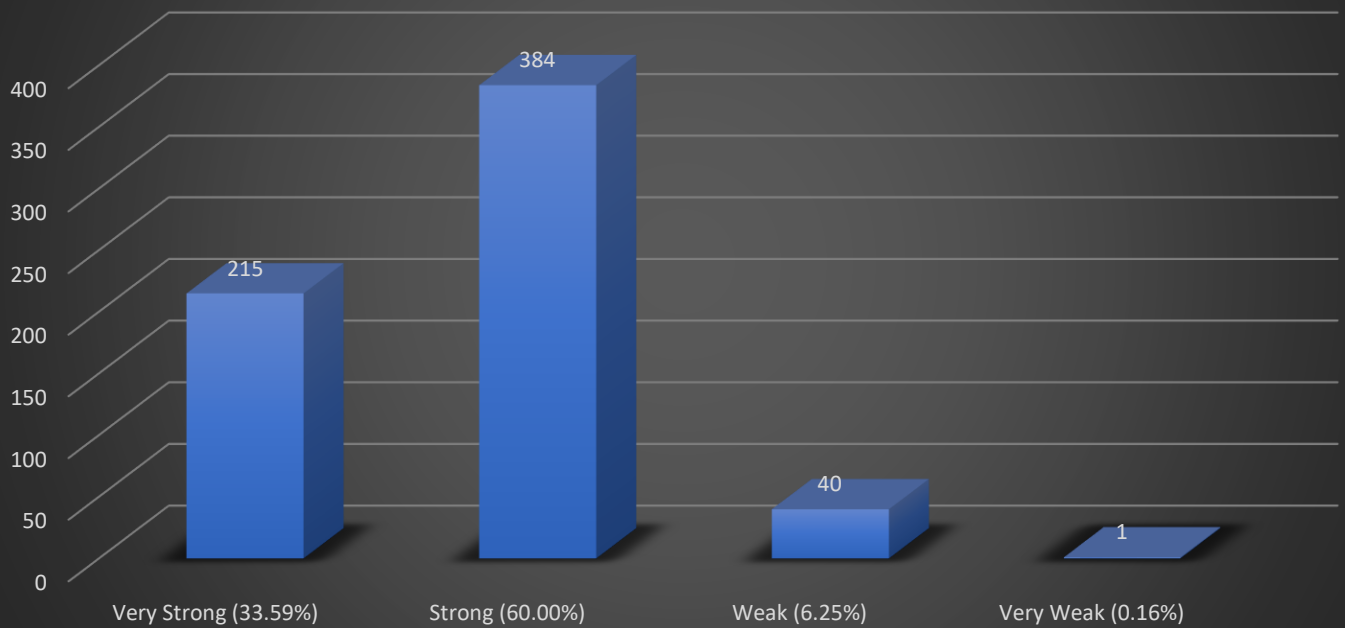
Now, in thinking about your past two years at UNCG, please rate your satisfaction with the staff associated with the following offices on campus.

	Very Satisfied		Satisfied		Neither Satisfied nor Dissatisfied		Dissatisfied		Very Dissatisfied		Responses (N)	Mean Score
	(N)	(%)	(N)	(%)	(N)	(%)	(N)	(%)	(N)	(%)		
(Score 5 to 1) Registrar's Office	153	25.8	285	48.1	108	18.2	34	5.7	12	2.0	592	3.9
Financial Aid: Application/award process	161	29.1	245	44.3	97	17.5	42	7.6	8	1.5	553	3.9
Financial Aid: Disbursement process	153	29.0	246	46.7	93	17.7	29	5.5	6	1.1	527	4.0
Dining Services	146	30.2	212	46.9	86	17.8	25	5.2	14	2.9	483	3.9
Health Services	145	31.9	192	42.3	80	17.6	29	6.4	8	1.8	454	4.0
Counseling (personal, interpersonal, or psychological) [Availability of career resources online]	123	35.5	108	31.1	82	23.6	22	6.3	12	3.5	347	3.9
Cashier/Student Accounts/Billing Office	159	28.6	256	46.0	107	19.2	23	4.1	12	2.2	557	3.9
Housing and Residence Life	80	21.6	150	40.4	96	25.9	26	7.0	19	5.2	371	3.7
Bookstore	178	29.2	314	51.5	75	12.3	30	4.9	13	2.1	610	4.0
Campus recreation	165	36.5	204	45.1	72	15.9	6	1.3	5	1.1	452	4.1
On-campus shuttle/transportat ion services	130	30.1	214	49.5	71	16.4	11	2.6	6	1.4	432	4.0
Parking	74	14.3	138	26.6	102	19.7	87	16.8	118	14.3	519	2.9
Campus Police Department	96	24.6	147	67.7	111	28.5	17	4.4	19	4.9	390	3.7

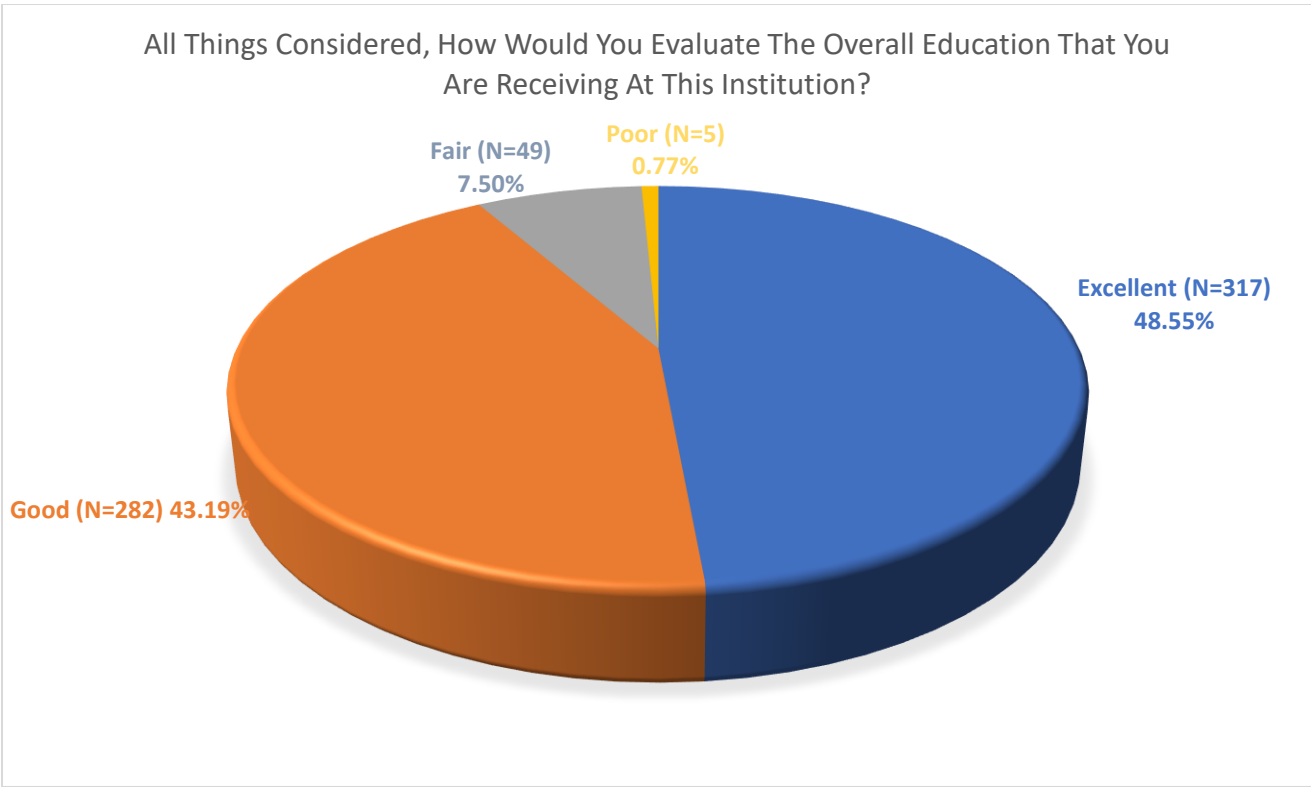
Over the past two years, how often have you had concerns with your personal safety on campus?



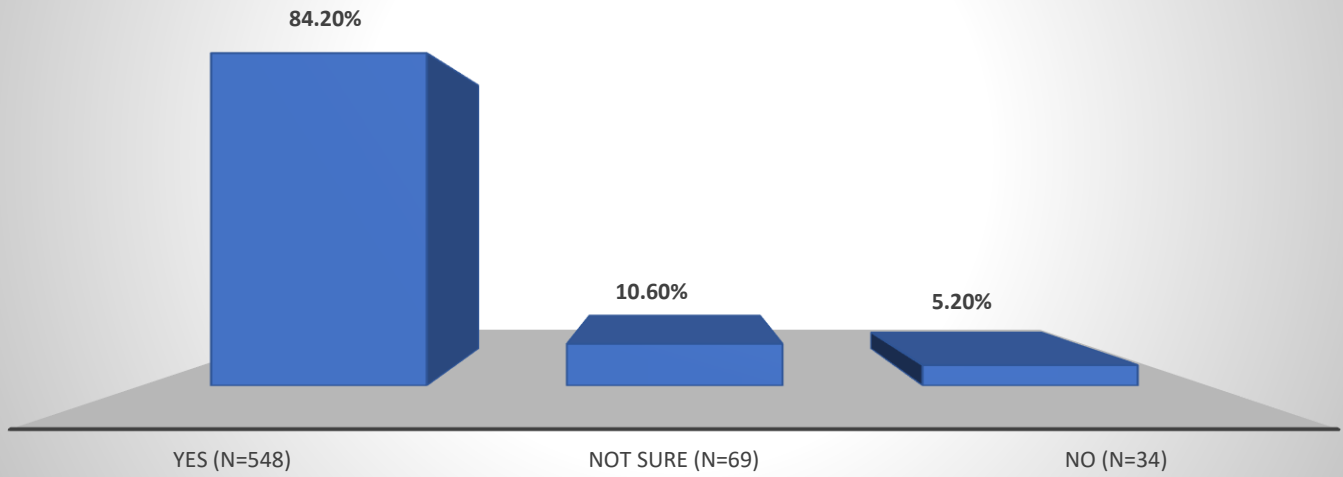
All things considered, how would you characterize the learning environment on this campus?



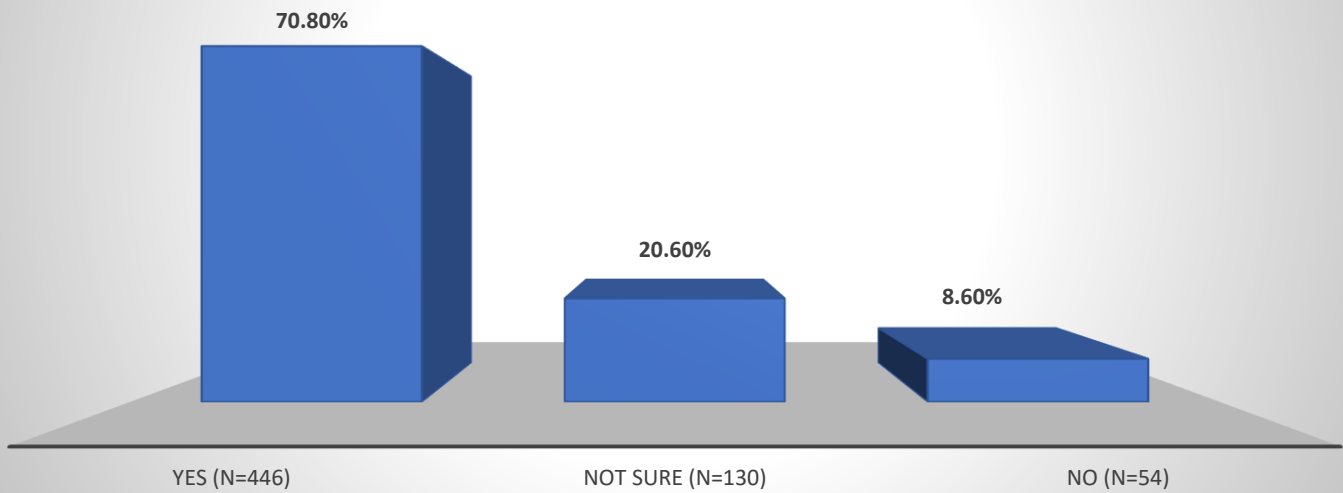
All things considered, how would you evaluate the quality of instruction?										
(Score 4 to 1)	Excellent		Good		Fair		Poor		Responses (N)	Mean Score
	(N)	(%)	(N)	(%)	(N)	(%)	(N)	(%)		
In your major	373	57.0	228	34.9	42	6.4	12	1.8	655	3.5
Overall	219	33.5	350	53.5	80	12.2	5	0.8	654	3.2



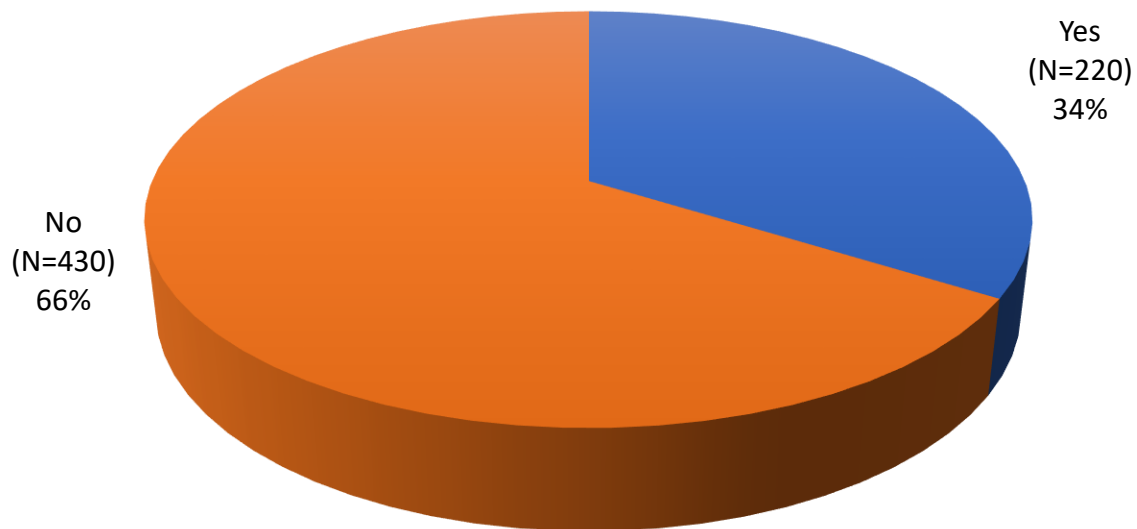
Would you recommend this institution to a friend considering college?



If you could start over again, would you still choose this institution?



Has it taken you longer than four years (i.e., eight consecutive semesters of enrollment) to graduate?



Reasons why it might have taken longer than four years to graduate. (2013) Asked as mark all that apply. (2016) Asked to rank: 'Most Important (1)', 'Second Most Important (2)' and 'Third Most Important (3)' reason.

	Ranked 1st		Ranked 2nd		Ranked 3rd		Responses (N)*
	(N)	(%)	(N)	(%)	(N)	(%)	
I changed majors	70	47.0	42	28.2	35	23.5	149
I could not get the courses I needed	40	34.5	38	32.8	37	31.9	116
The number of hours I spent working for pay	30	28.3	45	42.5	26	24.5	106
Other reasons	69	65.1	14	13.2	22	20.8	106
I wanted to/was advised to take a lighter course load	27	29.7	30	33.0	32	35.2	91
I took a semester or more off for personal (non-financial) reasons (e.g., medical, family, etc.)	34	44.7	19	25.0	18	23.7	76
I lost credits when I transferred to UNCG	46	47.4	27	27.8	24	24.7	97
Financial reasons	21	25.9	22	27.2	31	38.3	81
I am graduating with more than one major	9	21.4	17	40.5	13	31.0	42
I went part-time for personal (non-financial) reasons (e.g., medical, family, etc.)	11	22.5	17	34.7	17	34.7	49
My participation in a co-op, internship, practicum, student teaching, etc.	4	13.8	13	44.8	9	31.0	29
My participation in a Study Abroad Program	5	20.0	8	32.0	10	40.0	25

*Total N may not be represented in the table due to mis-ranking of some data.

Students who responded with more specific information on taking longer to graduate include:

Academic suspension/bad course grades/failing and retaking required courses	14
Transfer student – not getting credits on time	10
Advisor mistake/inadequate advising	7
Availability of courses in Major/required courses not available every semester	7
Medical/personal health issues	5
Life issues	5
Added minor/double minor/extra degree added	3
Courses/major harder than expected	2
Took time to adjust to college learning environment	3
Non-traditional student with family-commuting obligations	2
Military service	2
Changing majors	2
Difficulty fitting required general education courses into schedule	2

Students who responded with more specific information on plans following graduation:

Seeking Internship program	6
Currently working but plan to change jobs	5
Full time graduate school and work current job	4
Take a break then graduate school	4
Continue current job until can find one in major	2
Self-employed/starting own business	2
Take a break then find a job	2
Work then graduate school	2
Teach for American not in field of study	1
Weighing options	1
Attending extra certification program	1
Plan to travel	1

Please Indicate The Best Description Of Your Primary Plans Following Graduation By Marking The One Most Appropriate Response Below. (Mark Only ONE Response)

