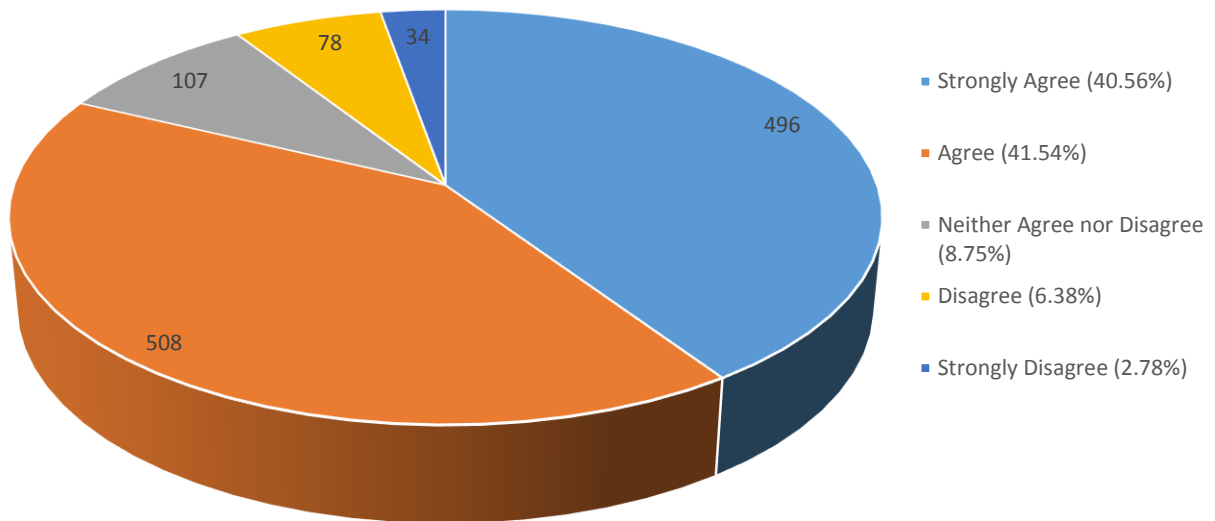


Please rate your overall satisfaction with instructors in your major department on each of the following:

	Very Satisfied		Satisfied		Neither Satisfied Nor Dissatisfied		Dissatisfied		Very Dissatisfied		Responses (N)	Mean
	(N)	(%)	(N)	(%)	(N)	(%)	(N)	(%)	(N)	(%)		
Their ability to motivate me to do my best	514	41.9	566	46.1	109	8.9	30	2.4	9	0.7	1228	4.3
How carefully they explain the expectations of student performance in the course	484	39.4	600	48.9	98	8.0	41	3.3	4	0.3	1227	4.2
How well they explain course material	467	38.1	606	49.4	107	8.7	38	3.1	8	0.7	1226	4.2
The extent to which they encourage class discussion	586	47.8	471	38.4	129	10.5	33	2.7	7	0.6	1226	4.3
How effectively they use instructional technology in teaching and learning activities	494	40.4	542	44.3	135	11.0	38	3.1	14	1.1	1223	4.2
How quickly they provide feedback on my work	354	28.9	585	47.7	195	15.9	80	6.5	13	1.1	1227	4.0
The helpfulness of their feedback on my work	465	38.1	542	44.4	150	12.3	54	4.4	11	0.9	1222	4.1
The extent to which they consider different learning styles	388	31.6	501	40.8	231	18.8	78	6.4	29	2.4	1227	3.9
Overall satisfaction with instructors in your major	559	45.6	538	43.9	91	7.4	27	2.2	11	0.9	1226	4.3

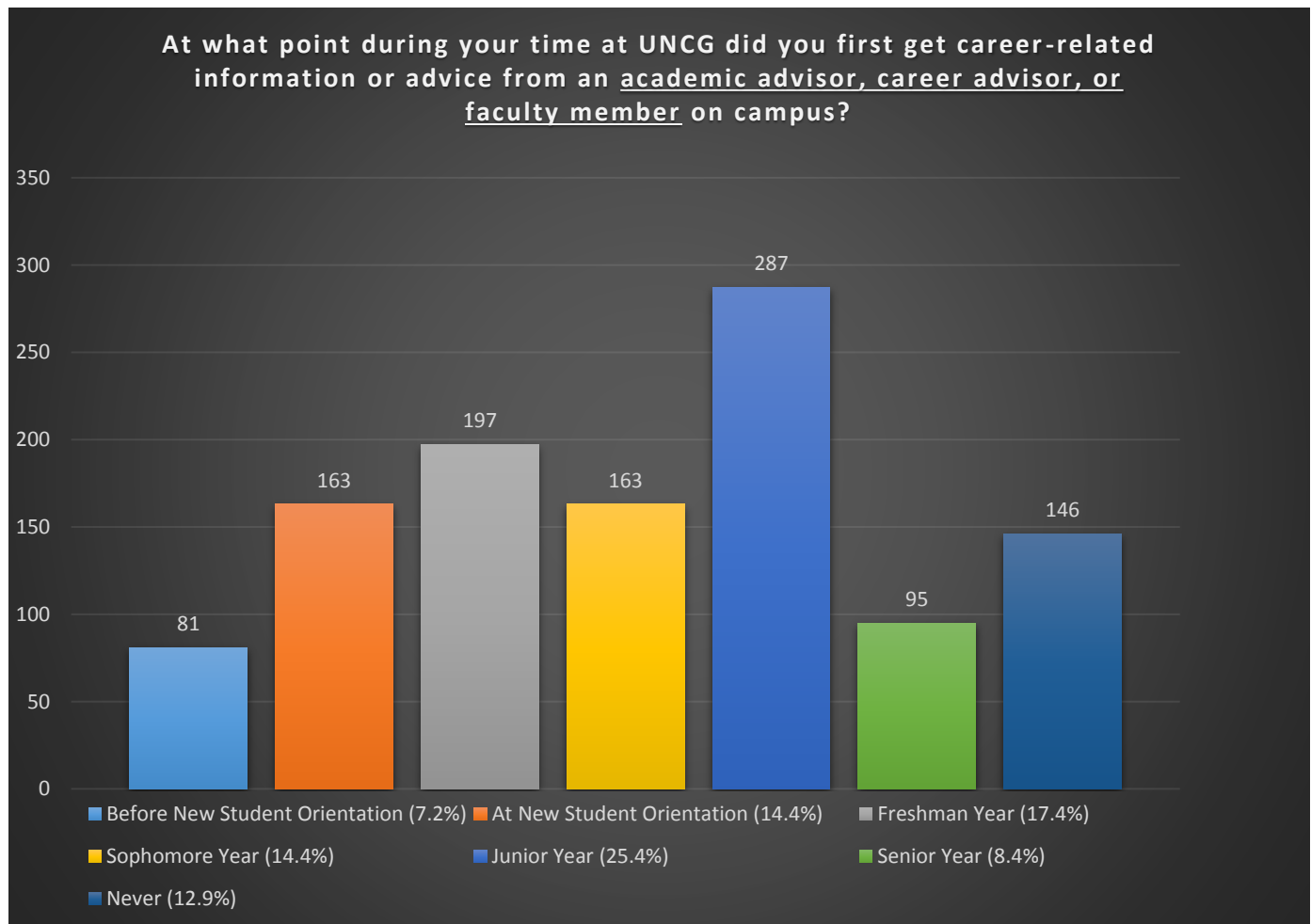
Throughout the various stages of my academic career at UNCG, I had access to academic advising services that enabled me to successfully progress towards receiving my degree.



Based on your last two years on this campus, how satisfied are you with Academic Advising in your major?												
	Very Satisfied		Satisfied		Neither Satisfied Nor Dissatisfied		Dissatisfied		Very Dissatisfied		Responses (N)	Mean
	(N)	(%)	(N)	(%)	(N)	(%)	(N)	(%)	(N)	(%)		
Advisor spending sufficient time with me	420	35.3	418	35.2	183	15.4	115	9.7	53	4.5	1,189	3.9
Advisor helping me understand degree requirements and course sequencing	448	37.8	416	35.1	145	12.2	113	9.5	64	5.4	1,186	3.9
Advisor helping me to be aware of and understand relevant campus policies and procedures	382	32.8	383	32.9	238	20.4	102	8.8	60	5.2	1,165	3.8
Advisor helping me think about post-graduation educational options (e.g., graduate school)	310	27.2	309	27.1	238	20.9	167	14.6	116	10.2	1,140	3.5
Advisor helping me think about post-graduate employment options	284	25.2	289	25.6	241	21.4	177	15.7	137	12.1	1,128	3.4
Advisor helping me think about co-ops, internships, and other career-related employment to gain work-related experience during my final two years as an undergraduate	294	26.1	311	27.6	228	20.2	178	15.8	116	10.3	1,127	3.4
Advisor helping me to understand and develop a clear path to achieve my career goals	319	27.9	314	27.5	237	20.7	161	14.1	112	9.8	1,143	3.5
Advisor providing me with information about whom to contact with non-academic problems or concerns	335	29.7	323	28.6	246	21.8	128	11.3	97	8.6	1,129	3.6
Academic advising overall	380	32.1	410	34.6	191	16.1	120	10.1	83	7.0	1,184	3.7

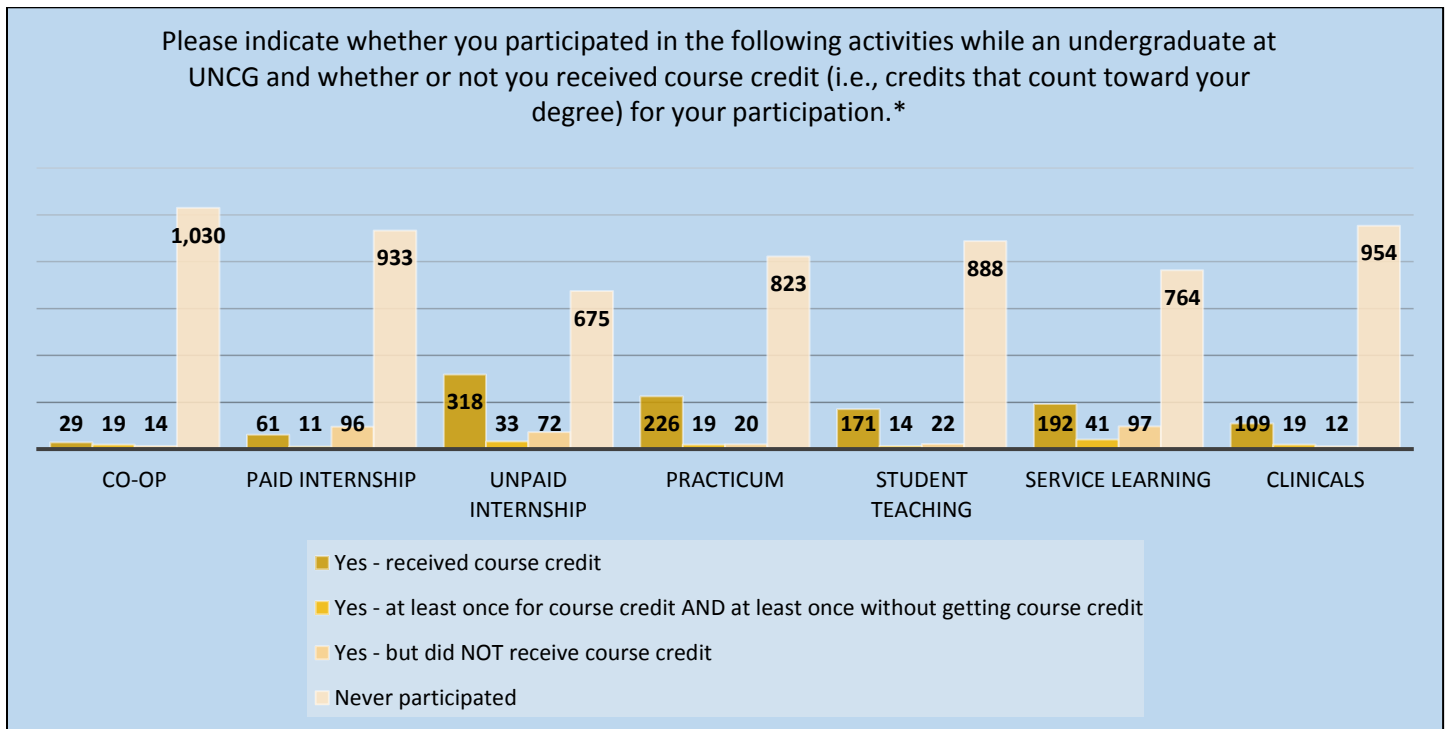
Based on your last two years on this campus, how satisfied are you with the following Library Services?												
	Very Satisfied		Satisfied		Neither Satisfied Nor Dissatisfied		Dissatisfied		Very Dissatisfied		Responses (N)	Mean
	(N)	(%)	(N)	(%)	(N)	(%)	(N)	(%)	(N)	(%)		
Helpfulness of staff	460	42.7	490	45.5	114	10.6	10	0.9	3	0.3	1,077	4.3
Space for individual student work	416	38.5	489	45.3	111	10.3	50	4.6	14	1.3	1,080	4.2
Space for group work	418	38.9	481	44.7	127	11.8	40	3.7	9	0.8	1,075	4.2
Training/instruction for using library and information resources	376	36.0	451	43.2	182	17.4	30	2.9	6	1.6	1,045	4.1
Access to databases and resources	537	48.3	465	41.9	100	9.0	8	0.7	1	0.1	1,111	4.4
Access to online library resources	573	51.0	451	40.1	85	7.6	14	1.2	1	0.1	1,124	4.4
Hours of operation	500	46.3	413	38.3	112	10.4	38	3.5	16	1.5	1,079	4.2
Effectiveness of library resources and services in improving my learning experience	480	43.6	492	44.6	119	10.8	7	0.6	4	0.4	1,102	4.3
Library services overall	518	46.0	509	45.2	91	8.1	7	0.6	1	0.1	1,126	4.4

Based on your last two years on this campus, how satisfied are you with the following Information Technology Services?												
	Very Satisfied		Satisfied		Neither Satisfied Nor Dissatisfied		Dissatisfied		Very Dissatisfied		Responses (N)	Mean
	(N)	(%)	(N)	(%)	(N)	(%)	(N)	(%)	(N)	(%)		
Training on the technology I need to use	226	25.2	370	41.2	253	28.2	36	4.0	12	1.3	897	3.8
Assistance from the helpdesk in solving my technology problems	279	30.3	400	43.4	223	24.2	17	1.8	3	0.3	922	4.0
Hours of operation for university computer labs	297	31.5	421	44.6	195	20.7	25	2.6	6	0.6	944	4.0
Availability of equipment and software in university computer labs to meet my needs	307	32.2	439	46.1	173	18.2	29	3.0	4	0.4	952	4.1
Availability of wireless access on campus	302	29.7	424	41.7	169	16.6	88	8.7	34	3.3	1,017	3.9
Online course management system(s) used in my classes (e.g., Blackboard or Canvas)	327	30.8	519	48.9	172	16.2	31	2.9	12	1.1	1,061	4.1
Effectiveness of information technology in improving my learning experience	305	29.8	486	47.5	213	20.8	15	1.5	4	0.4	1,023	4.0
Information technology services overall	291	27.8	524	50.1	212	20.3	14	1.3	4	0.4	1,045	4.0

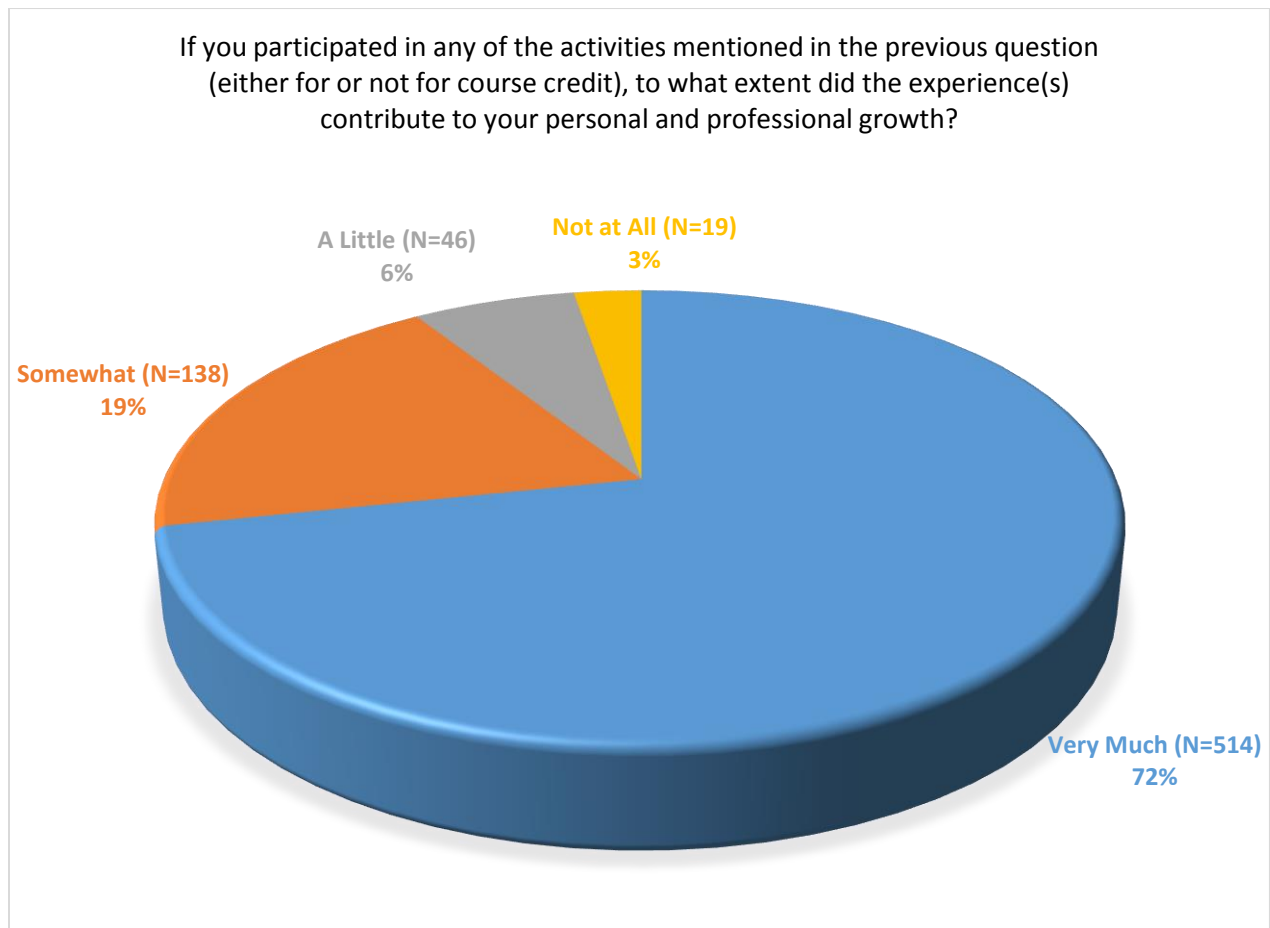


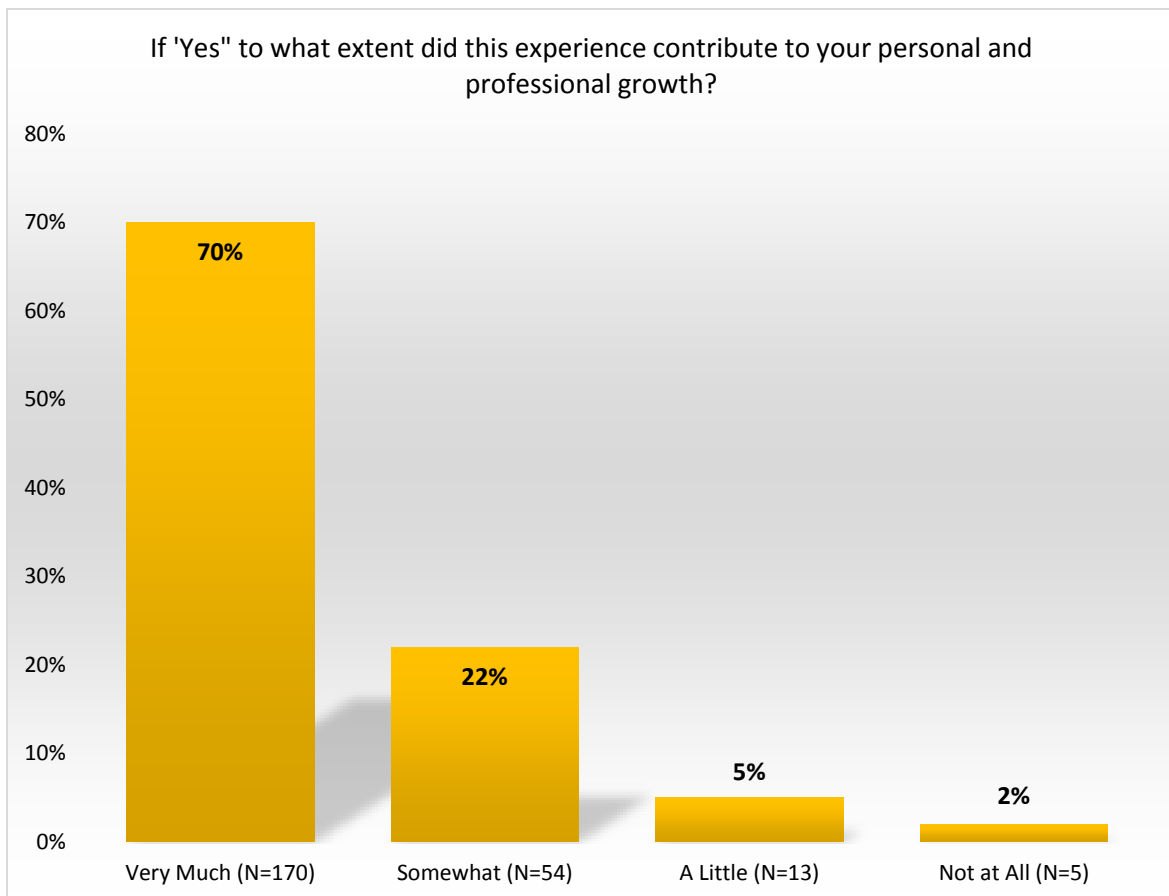
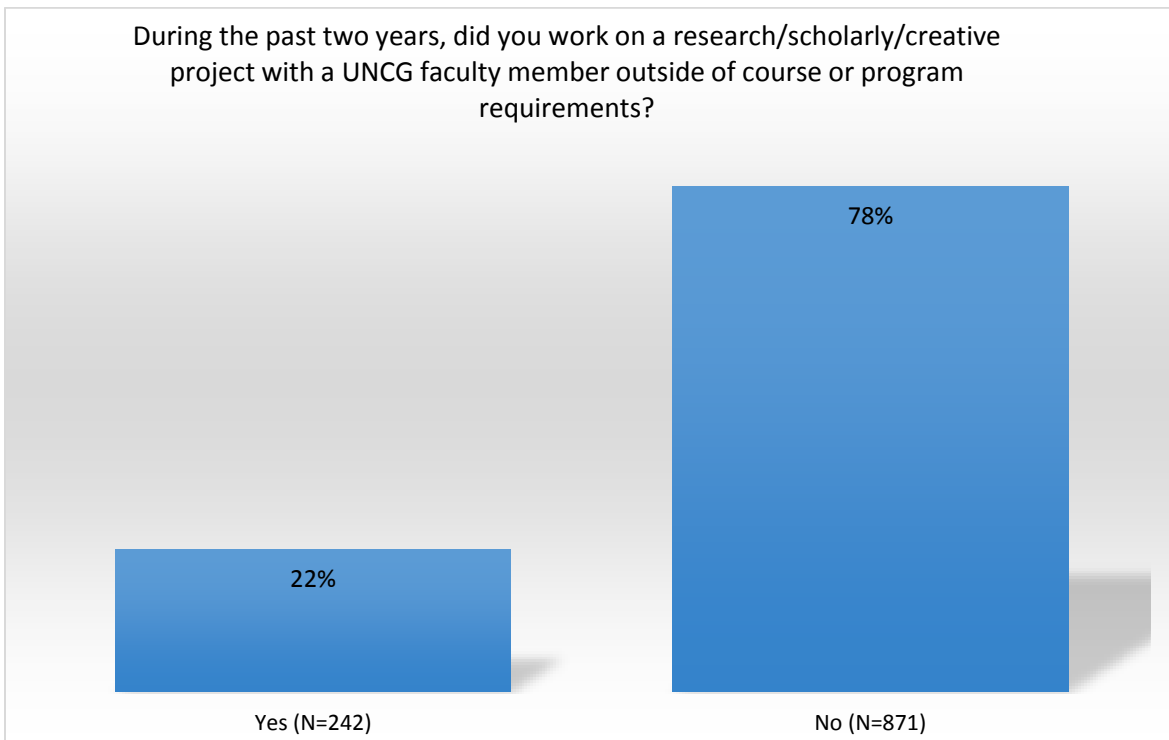
Based on your last two years on this campus, how satisfied are you with the following Career Services?												
	Very Satisfied		Satisfied		Neither Satisfied Nor Dissatisfied		Dissatisfied		Very Dissatisfied		Responses (N)	Mean
	(N)	(%)	(N)	(%)	(N)	(%)	(N)	(%)	(N)	(%)		
Helpfulness of staff	269	31.1	403	46.5	158	18.2	22	2.5	14	1.6	866	4.0
Information on internships, co-ops, and other career-related experiences	225	26.3	363	42.5	213	24.9	35	4.1	18	2.1	854	3.9
Access to employment opportunities (e.g., career fairs, interviews, job listings, etc.)	260	29.9	377	43.4	180	20.7	31	3.6	21	2.4	869	3.9
Assistance with resume preparation, interviewing skills, networking, salary negotiations, etc.	289	33.4	342	39.5	175	20.2	41	4.7	19	2.2	866	4.0
Help with self-assessment related to careers (e.g., Strong Interest Inventory, MBTI, Focus 2)	205	26.3	312	40.0	216	27.7	28	3.6	19	2.4	780	3.8
Availability of career resources online	253	29.4	362	42.0	193	22.4	36	4.2	18	2.1	862	3.9
Information on academic majors, minors, and certifications related to my career interests	236	28.1	348	41.4	200	23.8	38	4.5	19	2.3	841	3.9
Assistance with career options in the military	160	24.3	230	34.9	236	35.8	19	2.9	14	2.1	659	3.8
Assistance with career options in volunteer organization (e.g. Peace Corps, Teach for America)	187	26.1	267	37.3	216	30.2	31	4.3	15	2.1	716	3.8
Assistance with preparing for graduate/professional school (e.g. medicine, law)	182	24.7	272	36.9	224	30.4	35	4.7	25	3.4	738	3.7
Information on "soft skills" (e.g., teamwork, interpersonal skills, time management, interacting with diverse people) needed for the work environment and how to acquire those skills	205	25.9	317	40.0	226	28.5	29	3.7	16	2.0	793	3.8
Information on labor market data and knowledge specifically related to career interests (e.g., median pay, entry-level education, occupation projected growth rate, etc.)	192	24.9	304	39.5	222	28.8	32	4.2	20	2.6	770	3.8
Career services overall	244	27.3	396	44.2	203	22.7	36	4.0	16	1.8	895	3.9

To what extent do you think your college education contributed to your knowledge, skills, and personal development in each of the following areas?										
	Very Much		Somewhat		Very Little		Not at All		Responses (N)	Mean
	(N)	(%)	(N)	(%)	(N)	(%)	(N)	(%)		
Writing effectively	645	58.0	370	33.2	80	7.2	18	1.6	1,113	3.5
Speaking effectively (i.e., to large and small groups and making presentations)	652	58.6	373	33.5	69	6.2	18	1.6	1,112	3.5
Listening attentively	604	54.6	387	35.0	83	7.5	33	3.0	1,107	3.4
Comprehending written and oral information	646	58.5	368	33.3	71	6.4	19	1.7	1,104	3.5
Using mathematical skills	340	31.2	415	38.1	242	22.2	92	8.4	1,089	2.9
Applying scientific methods of inquiry	478	43.7	409	37.4	155	14.2	52	4.8	1,094	3.2
Applying analytic skills	631	57.1	379	34.3	75	6.8	21	1.9	1,106	3.5
Using critical thinking skills	728	65.8	314	28.4	45	4.1	20	1.8	1,107	3.6
Using technologies appropriate to my discipline	595	54.1	388	35.3	85	7.7	31	2.8	1,099	3.4
Developing leadership skills	619	55.9	345	31.1	103	9.3	41	3.7	1,108	3.4
Working effectively as part of a team	640	57.8	351	31.7	85	7.7	32	2.9	1,108	3.4
Experiencing personal growth (e.g. self-discipline, responsibility, self-awareness, etc.)	782	70.5	246	22.2	46	1.1	35	3.2	1,109	3.6
Ability to work with people from diverse backgrounds	744	67.6	270	24.5	60	5.5	26	2.4	1,100	3.6
Sensitivity to issues associated with racial equity	676	62.2	278	25.6	84	7.7	48	4.4	1,086	3.5
Sensitivity to issues associated with gender equity	656	60.6	302	27.9	79	7.3	46	4.2	1,083	3.4

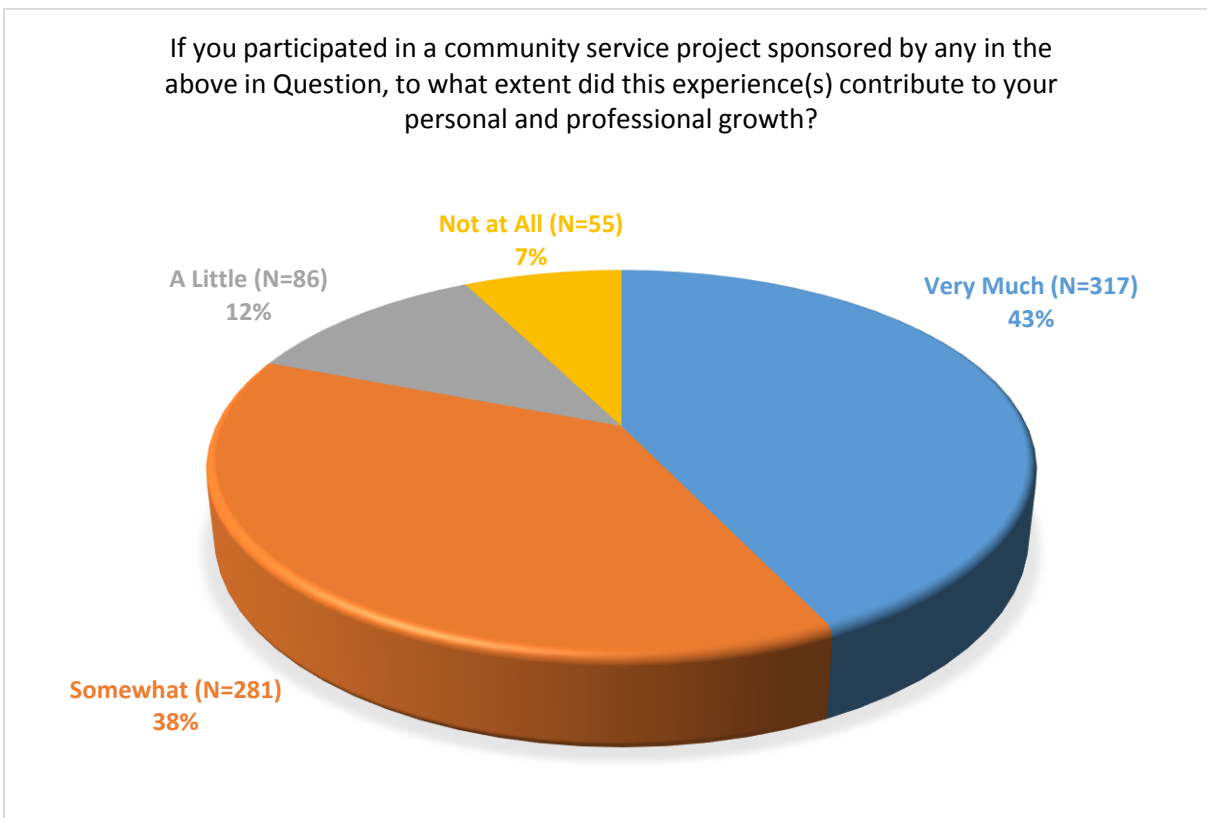


*If you participated in an activity more than one time, and received course credit for one time and not the other, you can indicate that in your response.

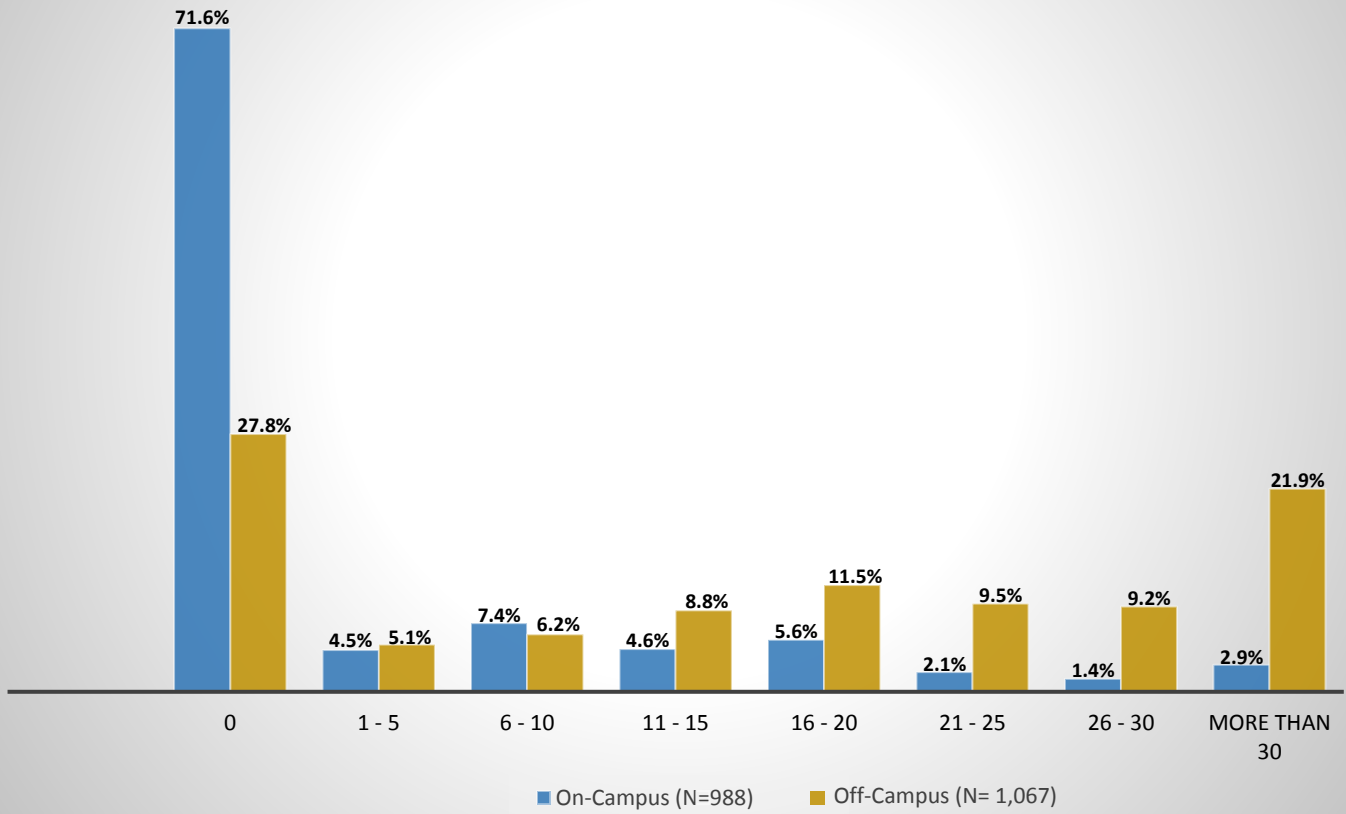




During the past two years, did you participate in any community service project(s) sponsored by the following at UNCG or a group outside the university? (mark all that apply)			
	Yes - participated in community service sponsored by this group	No, did not participate	Responses (N)
The University (e.g., service centers such as Center for New North Carolinians)	138	961	1,099
A UNCG club	436	661	1,097
Greek life or fraternity/sorority	120	964	1,084
A University program (e.g., URSCO Community-based research project, Career Services Community Placement)	123	967	1,090
An academic college, department/program or course	367	728	1,095
A non-academic center, unit/department, etc. (e.g., Varsity Athletics service project, OLSL projects including Spartan Service Day, servGSO, MLK Day of Service, Service Trip)	212	879	1,091
Participated in a community service project organized by a group outside the university	360	737	1,097
Participated but don't remember who sponsored the activity	214	860	1,074



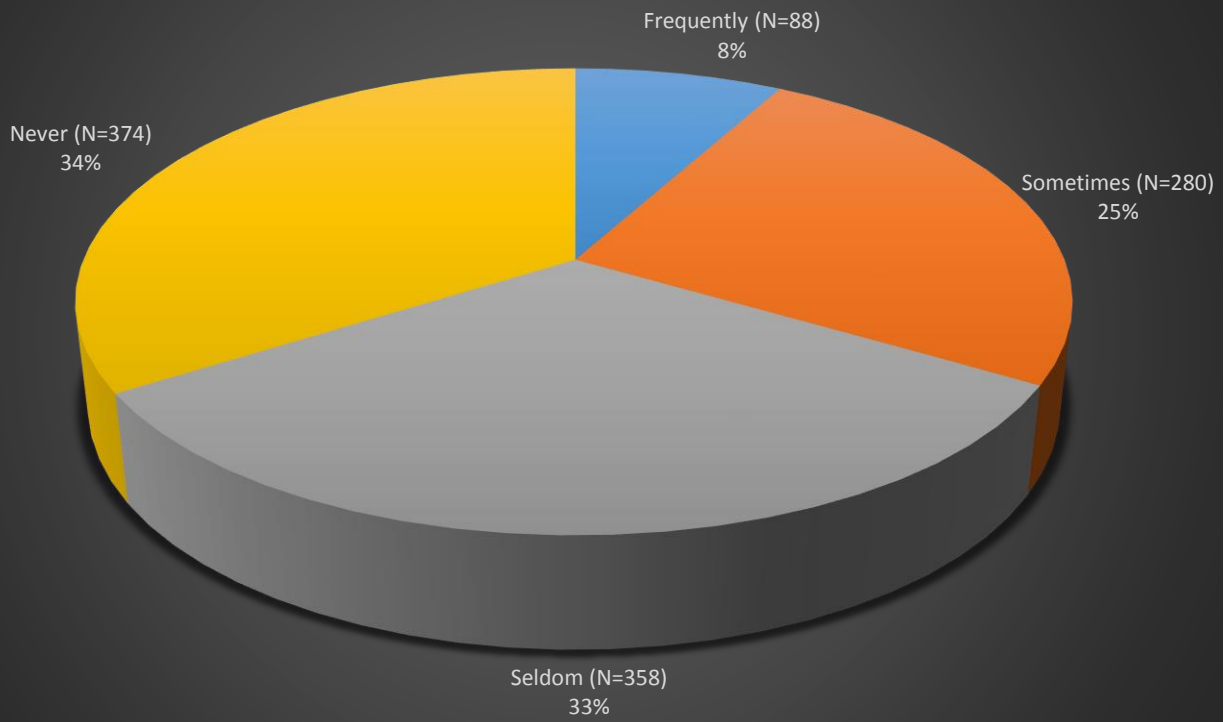
While school has been in session this academic year, about how many hours per week have you spent working for pay?



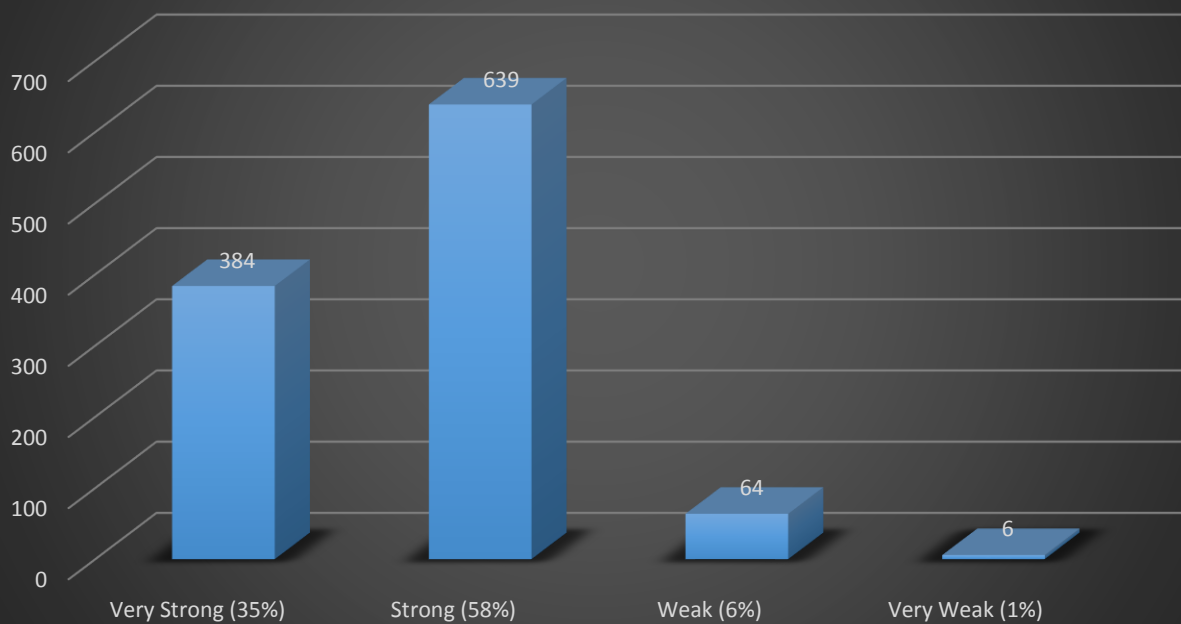
First, in thinking about your past two years at UNCG, please rate your satisfaction with the services provided by the following offices on campus.												
	Very Satisfied		Satisfied		Neither Satisfied Nor Dissatisfied		Dissatisfied		Very Dissatisfied		Responses (N)	Mean
	(N)	(%)	(N)	(%)	(N)	(%)	(N)	(%)	(N)	(%)		
Registrar's Office	305	28.9	523	49.6	141	13.4	55	5.2	30	2.8	1,054	4.0
Financial Aid: Application/award process	279	30.0	398	42.7	148	15.9	77	8.3	29	3.1	931	3.9
Financial Aid: Disbursement process	287	31.7	383	42.4	147	16.3	63	7.0	24	2.7	904	3.9
Dining Services	188	23.4	346	43.0	162	20.1	70	8.7	38	4.7	804	3.7
Health Services	229	29.2	327	41.7	141	18.0	57	7.3	30	3.8	784	3.9
Availability of career resources online	207	34.7	211	35.3	145	24.3	27	4.5	7	1.2	597	4.0
Cashier/Student Accounts/Billing Office	285	28.1	498	49.1	168	16.6	44	4.3	20	2.0	1,015	4.0
Housing and Residence Life	146	22.9	266	41.8	161	25.3	43	6.8	21	3.3	637	3.7
Bookstore	309	29.4	517	49.2	150	14.3	52	4.9	23	2.2	1,051	4.0
Campus recreation	268	34.1	359	45.6	125	15.9	30	3.8	5	0.6	787	4.1
On-campus shuttle/transportation services	213	28.7	337	45.4	151	20.4	30	4.0	11	1.5	742	4.0
Parking	151	15.8	271	28.3	141	14.7	190	19.9	204	21.3	957	3.0
Campus Police Department	171	22.4	266	34.8	195	25.5	63	8.2	70	9.2	765	3.5

Now, in thinking about your past two years at UNCG, please rate your satisfaction with the staff associated with the following offices on campus.												
	Very Satisfied		Satisfied		Neither Satisfied Nor Dissatisfied		Dissatisfied		Very Dissatisfied		Responses (N)	Mean
	(N)	(%)	(N)	(%)	(N)	(%)	(N)	(%)	(N)	(%)		
Registrar's Office	318	31.4	468	46.2	146	14.4	55	5.4	26	2.6	1,013	4.0
Financial Aid: Application/award process	277	31.5	387	44.1	157	17.9	35	4.0	22	2.5	878	4.0
Financial Aid: Disbursement process	268	31.5	371	43.5	167	19.6	28	3.3	18	2.1	852	4.0
Dining Services	271	33.8	346	43.2	133	16.6	29	3.6	22	2.7	801	4.0
Health Services	254	33.3	310	40.7	131	17.2	41	5.4	26	3.4	762	4.0
Availability of career resources online	231	38.7	208	34.8	127	21.3	20	3.4	11	1.8	597	4.1
Cashier/Student Accounts/Billing Office	298	31.6	436	46.2	160	17.0	30	3.2	19	2.0	943	4.0
Housing and Residence Life	189	29.7	240	37.7	151	23.7	31	4.9	26	4.1	637	3.8
Bookstore	345	33.4	488	47.3	148	14.3	29	2.8	22	2.1	1,032	4.1
Campus recreation	300	38.5	329	42.2	125	16.0	14	1.8	11	1.4	779	4.1
On-campus shuttle/transportation services	250	33.9	321	43.5	136	18.4	20	2.7	11	1.5	738	4.1
Parking	205	23.6	291	33.6	201	23.2	76	8.8	94	10.8	867	3.5
Campus Police Department	200	27.8	263	36.5	163	22.6	39	5.4	55	7.6	720	3.7

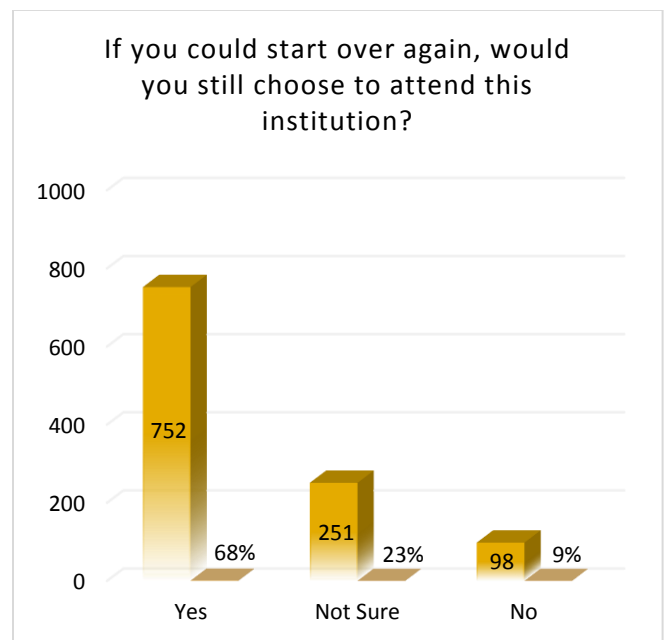
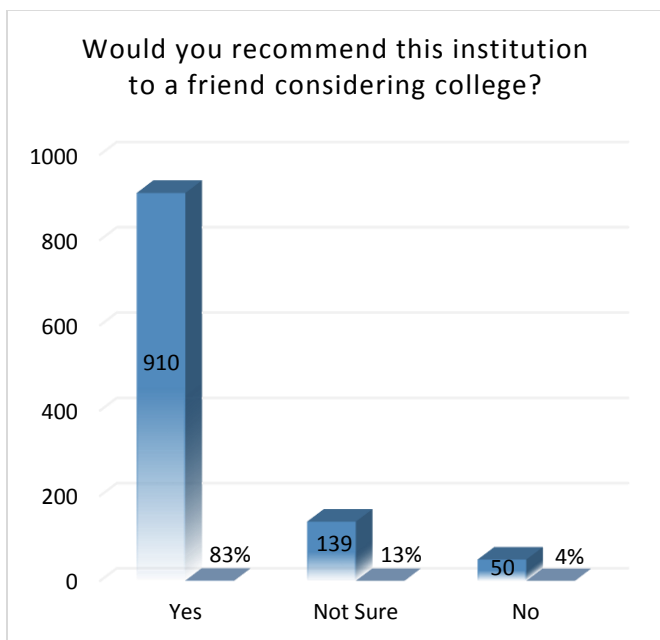
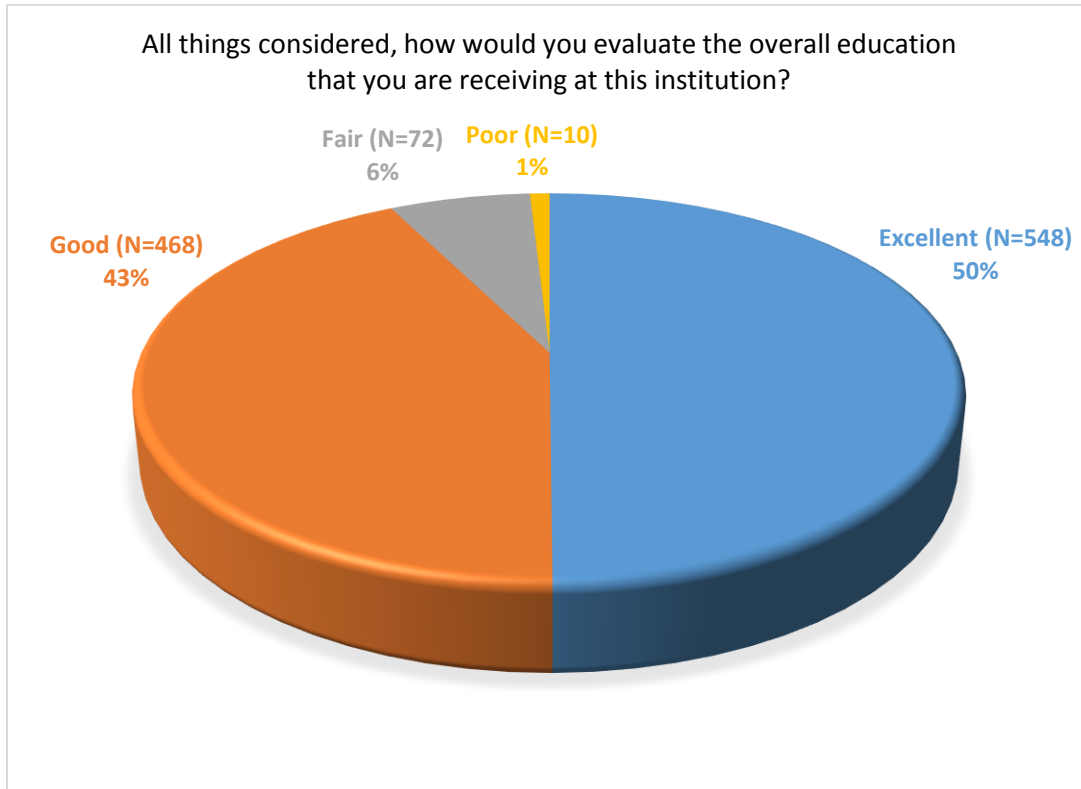
Over the past two years, how often have you had concerns with your personal safety on campus?

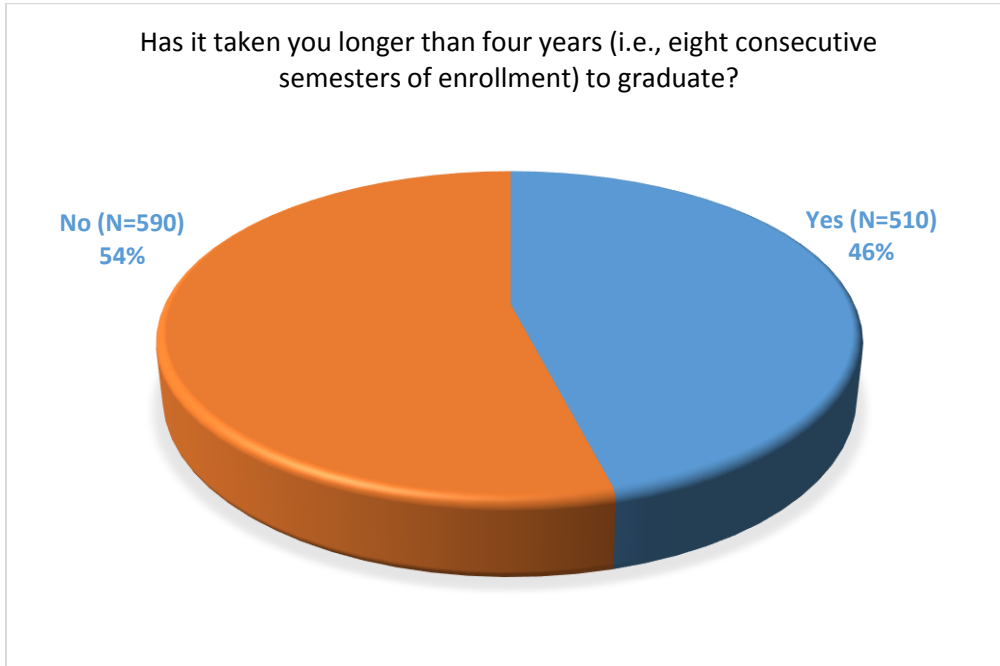


All things considered, how would you characterize the learning environment on this campus?



All things considered, how would you evaluate the quality of instruction?										
	Excellent		Good		Fair		Poor		Responses (N)	Mean
	(N)	(%)	(N)	(%)	(N)	(%)	(N)	(%)		
In your major	676	61.6	352	32.1	55	5.0	14	1.3	1,097	3.5
Overall	352	32.4	597	55.0	124	11.4	13	1.2	1,086	3.2





Place a 1 in the box next to the Most Important reason, a 2 in the box next to the 2nd Most Important reason and a 3 in the box next to the 3rd Most Important reason.

	Ranked 1st		Ranked 2nd		Ranked 3rd		Responses (N)
	(N)	(%)	(N)	(%)	(N)	(%)	
I changed majors	126	52.1	72	29.8	41	16.9	242
I could not get the courses I needed	39	24.5	71	44.7	47	29.6	159
The number of hours I spent working for pay	38	28.8	47	35.6	45	34.1	132
Other reasons (please briefly explain)*	60	47.6	31	24.6	34	27.0	126
I wanted to/was advised to take a lighter course load	29	23.2	32	25.6	63	50.4	125
I took a semester or more off for personal (non-financial) reasons (e.g., medical, family, etc.)	60	50.9	32	27.1	24	20.3	118
I lost credits when I transferred to UNCG	54	46.1	42	35.9	21	18.0	117
Financial reasons	23	29.1	31	39.2	25	31.7	79
I am graduating with more than one major	27	57.5	12	25.5	8	17.0	47
I went part-time for personal (non-financial) reasons (e.g., medical, family, etc.)	11	27.5	18	45.0	11	27.5	40
My participation in a co-op, internship, practicum, student teaching, etc.	2	6.5	14	45.2	15	48.4	31
My participation in a Study Abroad program	6	25.0	10	41.7	8	33.3	24

Please indicate the best description of your primary plans following graduation by marking the one most appropriate response below. (Mark only ONE response)

