

IPEDS 2021-22 Data Collection System

IPEDS HELP DESK (877) 225-2568 | ipedshelp@rti.org

OMB NO. 1850-0582 v.27 : Approval Expires 8/31/2022

User ID: P1991481

12-month Enrollment 2021-22

Institution: University of North Carolina at Greensboro (199148)

User ID: P1991481

Overview

12-month Enrollment Overview

The 12-month Enrollment component collects unduplicated student enrollment counts and instructional activity data for an entire 12-month period. Using the instructional activity data reported, a full-time equivalent (FTE) student enrollment at the undergraduate and graduate level is estimated (4-year institutions only). Institutions with Doctor's - professional practice students will also report the FTE enrollment of those students (4-year institutions only). NCES uses the FTE enrollment to produce indicators such as expenses by function per FTE as reported in the IPEDS Data Feedback Report.

Data Reporting Reminder:

- All institutions must use the July 1 - June 30 reporting period.
- Report data to accurately reflect the time period corresponding with the IPEDS survey component, even if such reporting is seemingly inconsistent with prior-year reporting. For example, if a summer term began later than usual due to Coronavirus Pandemic postponements, continue to report using the timeframes as defined in the IPEDS instructions. NCES expects that some data reported during the 2021-22 data collection year will vary from established prior trends due to the impacts of Coronavirus Pandemic. If an error edit is triggered even when submitting accurate data, please indicate in the corresponding context box or verbally to the Help Desk that the seemingly inconsistent data are accurate and reflect the effects of Coronavirus Pandemic.

Changes to reporting for 2021-22:

- New FAQ has been added to clarify reporting of degree/certificate-seeking undergraduates across EF, E12, and OM survey components.
- Edited FAQs to clarify student enrollment statuses (e.g., full-time/part-time) are typically not determined by summer term enrollment, but rather determined at their first full term of enrollment (i.e., fall or spring).

Resources:

- To download the survey materials for this component: [Survey Materials](#)
- To access your prior year data submission for this component: [Reported Data](#)

If you have questions about completing this survey, please contact the IPEDS Help Desk at 1-877-225-2568.

Institution: University of North Carolina at Greensboro (199148)


User ID: P1991481

Undergraduate Instructional Activity Type

Which instructional activity units will you use to report undergraduate instructional activity?

- Undergraduate instructional activity data in Part B may be reported in units of clock hours or credit hours.
- Please note that any graduate level instructional activity must be reported in credit hours. (4-year institutions only)

 Clock hours Credit hours Both clock and credit hours (some undergraduate programs measured in clock hours and some measured in credit hours)

 You may use the box below to provide additional context for the data you have reported above. Context notes will be posted on the College Navigator website. Therefore, you should write all context notes using proper grammar (e.g., complete sentences with punctuation) and common language that can be easily understood by students and parents (e.g., spell out acronyms).

Institution: University of North Carolina at Greensboro (199148)

User ID: P1991481

Part A - Unduplicated Count for Full-time Undergraduate Students

12-month Unduplicated Count by Race/Ethnicity and Gender - Full-time Undergraduate Students

July 1, 2020 – June 30, 2021

Reporting Reminders:

- The 12-month unduplicated count must be equal or greater than the corresponding prior year fall enrollment.
- Report Hispanic/Latino individuals of any race as Hispanic/Latino
- Report race for non-Hispanic/Latino individuals only
- Even though Teacher Preparation certificate programs may require a bachelor's degree for admission, they are considered subbaccalaureate undergraduate programs, and students in these programs are undergraduate students.

Men

Students enrolled for <u>credit</u>	Degree/certificate-seeking			Total degree/certificate-seeking	Non-degree/non-certificate-seeking	Total, Full-time undergraduate students
	First-time	Non-first-time				
		Transfer-in	Continuing/Returning			
<u>Nonresident alien</u>	14	17	67	98	2	100
<u>Hispanic/Latino</u>	148	66	388	602	4	606
<u>American Indian or Alaska Native</u>	1	5	16	22	0	22
<u>Asian</u>	57	30	222	309	0	309
<u>Black or African American</u>	212	125	879	1,216	6	1,222
<u>Native Hawaiian or Other Pacific Islander</u>	0	0	3	3	0	3
<u>White</u>	299	332	1,456	2,087	11	2,098
Two or more races	31	29	181	241	0	241
<u>Race and ethnicity unknown</u>	13	8	25	46	27	73
Total men	775	612	3,237	4,624	50	4,674
Total men prior year	896	715	3,315	4,926	76	5,002

Women

Students enrolled for <u>credit</u>	Degree/certificate-seeking			Total degree/certificate-seeking	Non-degree/non-certificate-seeking	Total, Full-time undergraduate students
	First-time	Non-first-time				
		Transfer-in	Continuing/Returning			
<u>Nonresident alien</u>	8	8	61	77	2	79
<u>Hispanic/Latino</u>	305	139	860	1,304	2	1,306
<u>American Indian or Alaska Native</u>	6	2	15	23	0	23
<u>Asian</u>	76	53	315	444	0	444
<u>Black or African American</u>	548	288	2,203	3,039	1	3,040
<u>Native Hawaiian or Other Pacific Islander</u>	3	2	3	8	0	8
<u>White</u>	591	506	2,626	3,723	9	3,732
Two or more races	119	47	392	558	0	558
<u>Race and ethnicity unknown</u>	20	11	51	82	27	109
Total women	1,676	1,056	6,526	9,258	41	9,299
Total women prior year	1,856	1,300	6,481	9,637	87	9,724

Grand total (2020-21)	2,451	1,668	9,763	13,882	91	13,973
Prior year data:						
Grand total (men+women) prior year	2,752	2,015	9,796	14,563	163	14,726
Total Full-time undergraduate enrollment Fall 2020 NOTE: Grand total (2020-21) calculated above is expected to be greater than total Full-time undergraduate enrollment Fall 2020.	2,398	1,338	9,581	13,317	74	13,391

Institution: University of North Carolina at Greensboro (199148)

User ID: P1991481

Part A - Unduplicated Count for Part-time Undergraduate Students

12-month Unduplicated Count by Race/Ethnicity and Gender - Part-time Undergraduate Students

July 1, 2020 – June 30, 2021

Reporting Reminders:

- The 12-month unduplicated count must be equal or greater than the corresponding prior year fall enrollment.
- Report Hispanic/Latino individuals of any race as Hispanic/Latino
- Report race for non-Hispanic/Latino individuals only
- Even though Teacher Preparation certificate programs may require a bachelor's degree for admission, they are considered subbaccalaureate undergraduate programs, and students in these programs are undergraduate students.

Men

Students enrolled for <u>credit</u>	Degree/certificate-seeking			Total degree/certificate-seeking	Non-degree/non-certificate-seeking	Total, Part-time undergraduate students
	First-time	Non-first-time				
		Transfer-in	Continuing/Returning			
<u>Nonresident alien</u>	1	3	12	16	3	19
<u>Hispanic/Latino</u>	3	22	67	92	9	101
<u>American Indian or Alaska Native</u>	0	1	4	5	1	6
<u>Asian</u>	0	11	36	47	3	50
<u>Black or African American</u>	6	50	157	213	8	221
<u>Native Hawaiian or Other Pacific Islander</u>	0	1	0	1	0	1
<u>White</u>	8	128	400	536	48	584
Two or more races	3	7	22	32	0	32
<u>Race and ethnicity unknown</u>	0	2	9	11	81	92
Total men	21	225	707	953	153	1,106
Total men prior year	17	232	629	878	259	1,137

Women

Students enrolled for <u>credit</u>	Degree/certificate-seeking			Total degree/certificate-seeking	Non-degree/non-certificate-seeking	Total, Part-time undergraduate students
	First-time	Non-first-time				
		Transfer-in	Continuing/Returning			
<u>Nonresident alien</u>	1	7	10	18	5	23
<u>Hispanic/Latino</u>	5	57	133	195	13	208
<u>American Indian or Alaska Native</u>	0	1	10	11	1	12
<u>Asian</u>	0	18	65	83	7	90
<u>Black or African American</u>	16	110	438	564	34	598
<u>Native Hawaiian or Other Pacific Islander</u>	0	1	1	2	0	2
<u>White</u>	7	236	742	985	103	1,088
Two or more races	3	25	54	82	7	89
<u>Race and ethnicity unknown</u>	0	10	18	28	151	179
Total women	32	465	1,471	1,968	321	2,289
Total women prior year	30	611	1,326	1,967	502	2,469

Grand total (2020-21)	53	690	2,178	2,921	474	3,395
Prior year data:						
Grand total (men+women) prior year	47	843	1,955	2,845	761	3,606
Total Part-time undergraduate enrollment Fall 2020 NOTE: Grand total (2020-21) calculated above is expected to be greater than total Part-time undergraduate enrollment Fall 2020.	34	411	1,934	2,379	225	2,604

Institution: University of North Carolina at Greensboro (199148)

User ID: P1991481

Part A - Unduplicated Count for Graduate Students

12-month Unduplicated Count by Race/Ethnicity and Gender - Graduate Students

July 1, 2020 – June 30, 2021

Reporting Reminders:

- The 12-month unduplicated count must be equal or greater than the corresponding prior year fall enrollment.
- Report Hispanic/Latino individuals of any race as Hispanic/Latino
- Report race for non-Hispanic/Latino individuals only
- Report **all** postbaccalaureate degree and certificate students as graduate students, **including any doctor's - professional practice students (formerly first-professional)**

Men

Students <u>enrolled for credit</u>	<u>Graduate students</u>
<u>Nonresident alien</u>	142
<u>Hispanic/Latino</u>	64
<u>American Indian or Alaska Native</u>	6
<u>Asian</u>	50
<u>Black or African American</u>	187
<u>Native Hawaiian or Other Pacific Islander</u>	2
<u>White</u>	754
Two or more races	31
<u>Race and ethnicity unknown</u>	44
Total men	1,280
Total men prior year	1,222

Women

Students <u>enrolled for credit</u>	<u>Graduate students</u>
<u>Nonresident alien</u>	197
<u>Hispanic/Latino</u>	170
<u>American Indian or Alaska Native</u>	16
<u>Asian</u>	96
<u>Black or African American</u>	635
<u>Native Hawaiian or Other Pacific Islander</u>	0
<u>White</u>	1,777
Two or more races	69
<u>Race and ethnicity unknown</u>	112
Total women	3,072
Total women prior year	2,933


Grand total (2020-21)	4,352
Prior year data:	
Unduplicated headcount (2019-20)	4,155
Total enrollment Fall 2020	3,769
<i>NOTE: Grand total (2020-21) calculated above is expected to be greater than Total enrollment Fall 2020.</i>	

Part A – 12-month Enrollment by Distance Education Status

12-month Unduplicated Count - Distance Education Status

July 1, 2020 – June 30, 2021

	Undergraduate Students		Graduate Students
	Degree/certificate-seeking	Non-degree/non-certificate-seeking	
Students enrolled exclusively in <u>distance education courses</u>	<input checked="" type="checkbox"/> 4,410	350	2,275
Students enrolled in at least one but not all distance education courses	12,254	171	1,694
Students not enrolled in any distance education courses	139	44	383
Total (from prior part A screens)	16,803	565	4,352

 You may use the box below to provide additional context for the data you have reported above. Context notes will be posted on the College Navigator website. Therefore, you should write all context notes using proper grammar (e.g., complete sentences with punctuation) and common language that can be easily understood by students and parents (e.g., spell out acronyms).

Part B - Instructional Activity

12-month Instructional Activity

July 1, 2020 - June 30, 2021

Instructional Activity Reporting Reminder:

- Instructional activity is used to calculate an IPEDS FTE based on the institution's reported calendar system.
- Graduate credit hour activity should not include any doctor's – professional practice activity, the total of those students' FTE is entered separately instead.

FTE Reporting Reminder:

- Institutions need not report their own calculations of undergraduate or graduate FTE unless IPEDS FTE calculations would be misleading for comparison purposes among all IPEDS reporting institutions.

Instructional Activity

	2020-21 total activity	Prior year data
Undergraduate level:		
<u>Credit hour activity</u>	437,123	461,269
Graduate level:		
<u>Credit hour activity</u> (Do not include doctor's-professional practice instructional activity here; the total FTE of those students should be entered separately below)	59,003	55,191

Full-Time Equivalent (FTE) of Students


	2020-21 total activity	Prior year data
<u>Doctor's - professional practice level:</u>		
<u>Doctor's - professional practice</u> FTE student estimate	210	223

Calendar system (as reported on the prior year IC Header survey component):	Semester
-----------------------------------------------------------------------------	----------

If the IPEDS calculated FTE estimates below are not reasonable, **AND** you have reported the correct instructional activity hours above, enter your best FTE estimate in the "Institution reported FTE" column below and save the page. This option should be used **ONLY** if the calculated estimate is not reasonable for your institution and IPEDS comparisons.

Please provide your best estimate of undergraduate and graduate FTE for the 12-month reporting period **only if the calculated FTE estimate below is not reasonable for IPEDS comparison purposes**. Please provide an explanation in the context box if the option is used due to Coronavirus Pandemic.

	Calculated FTE 2020-21	Institution reported FTE 2020-21	Prior year FTE 2019-20
Undergraduate student FTE	14,571	14,571	15,376
Graduate student FTE (excluding doctor's - professional practice student FTE)	2,458	2,458	2,300
Doctor's - professional practice student FTE		210	223
Total FTE student enrollment		17,239	17,899

 Context notes will be posted on the College Navigator website. Therefore, you should write all context notes using proper grammar (e.g., complete sentences with punctuation) and common language that can be easily understood by students and parents (e.g., spell out acronyms).

Prepared by

Prepared by

Reporting Reminders:

- The name of the preparer is being collected so that we can follow up with the appropriate person in the event that there are questions concerning the data.
- The Keyholder will be copied on all email correspondence to other preparers.
- The time it took to prepare this component is being collected so that we can continue to improve our estimate of the reporting burden associated with IPEDS.
- Please include in your estimate the time it took for you to review instructions, query and search data sources, complete and review the component, and submit the data through the Data Collection System.
- Thank you for your assistance.

This survey component was prepared by:

<input type="radio"/> Keyholder	<input type="radio"/> SFA Contact	<input type="radio"/> HR Contact
<input type="radio"/> Finance Contact	<input type="radio"/> Academic Library Contact	<input type="radio"/> Other

Name:

Email:

How many staff from your institution only were involved in the data collection and reporting process of this survey component?

Number of Staff (including yourself)

How many hours did you and others from your institution only spend on each of the steps below when responding to this survey component?
Exclude the hours spent collecting data for state and other reporting purposes.

Staff member	Collecting Data Needed	Revising Data to Match IPEDS Requirements	Entering Data	Revising and Locking Data
Your office	<input type="text"/> hours	<input type="text"/> hours	<input type="text"/> hours	<input type="text"/> hours
Other offices	<input type="text"/> hours	<input type="text"/> hours	<input type="text"/> hours	<input type="text"/> hours

Institution: University of North Carolina at Greensboro (199148)

User ID: P1991481

Summary screen

12-Month Enrollment Component Summary

IPEDS collects important information regarding your institution. All data reported in IPEDS survey components become available in the IPEDS Data Center and appear as aggregated data in various Department of Education reports. Additionally, some of the reported data appears specifically for your institution through the College Navigator website and is included in your institution's Data Feedback Report (DFR). The purpose of this summary is to provide you an opportunity to view some of the data that, when accepted through the IPEDS quality control process, will appear on the College Navigator website and/or your DFR. College Navigator is updated approximately three months after the data collection period closes and Data Feedback Reports will be available through the [Data Center](#) and sent to your institution's CEO in November 2021.

Please review your data for accuracy. If you have questions about the data displayed below after reviewing the data reported on the survey screens, please contact the IPEDS Help Desk at: 1-877-225-2568 or ipedshelp@rti.org.

12-Month Unduplicated Headcount and Full-Time Equivalent Students	
Total 12-month unduplicated headcount	21,720
Undergraduate student unduplicated headcount	17,368
Graduate student unduplicated headcount	4,352
Total 12-month full-time equivalent (FTE) student enrollment	17,239
Undergraduate student FTE	14,571
Graduate student FTE	2,458
Doctor's-professional practice FTE	210

Edit Report

12-month Enrollment

Source	Description	Severity	Resolved	Options
Screen: Distance Education Status				
Upload File	The number of undergraduates of Degree/certificate-seeking - Enrolled exclusively in distance education courses (4,410) is expected to be equal or greater than that of prior year Fall Enrollment survey(4,535). Please correct your data or explain. (Error #9860)	Explanation	Yes	
Reason	Students may be enrolled exclusively in distance education courses in the fall, but enrolled in in-person courses (or a mix of distance education/in-person courses) in the spring/summer. This would result in this group of students reported as enrolled exclusively in distance education courses in the fall enrollment survey, but enrolled in a mix of courses in the 12 month enrollment survey. These enrollment numbers are based on data reported, reviewed, and validated as accurate by the institution and file imported by the coordinator from the University of North Carolina system Student Data Mart following edit checks and comparative analysis.			